

4

3

2

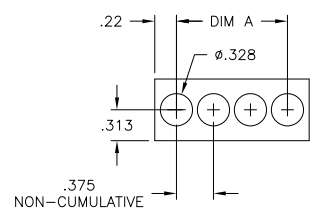
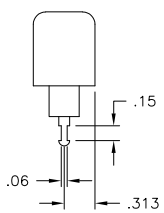
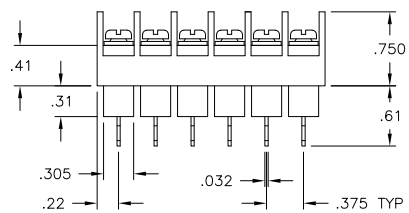
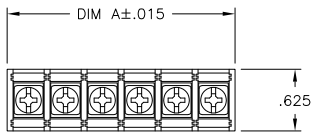
1

THIS DRAWING IS UNPUBLISHED. RELEASED FOR PUBLICATION
 © COPYRIGHT - BY TYCO ELECTRONICS CORPORATION. ALL INTERNATIONAL RIGHTS RESERVED.

LOC	DIST	REVISIONS			
P	LTR	DESCRIPTION	DATE	DWN	APVD
FT	0	C	REVISED PER ECO-10-013614	13OCT10	HMR CR

PHYSICAL PROPERTIES:
 HOUSING: THERMOPLASTIC, UL94V-0, BLACK.
 TERMINALS: BRIGHT TIN OVER COPPER ALLOY.
 SCREWS: #6-32 STEEL, ZINC PLATING W/ CLEAR CHROMATE.
 PITCH (TERMINAL SPACING): .375"
 OPERATING TEMP.: 105° C MAX

ELECTRICAL PROPERTIES:
 RATED CURRENT: 20A
 OPERATING VOLTAGE: 300V
 WIRE RANGE: 12-22 AWG



9.436	25	JC6-T408-25	8-1546701-1
9.061	24	JC6-T408-24	6-1437666-4
8.686	23	JC6-T408-23	8-1546701-0
8.311	22	JC6-T408-22	7-1546701-9
7.936	21	JC6-T408-21	6-1437666-3
7.561	20	JC6-T408-17	7-1546701-8
7.186	19	JC6-T408-19	7-1546701-7
6.811	18	JC6-T408-18	7-1546701-6
6.436	17	JC6-T408-17	7-1546701-5
6.061	16	JC6-T408-16	7-1546701-4
5.686	15	JC6-T408-15	7-1546701-3
5.311	14	JC6-T408-14	7-1546701-2
4.936	13	JC6-T408-13	7-1546701-1
4.561	12	JC6-T408-12	7-1546701-0
4.186	11	JC6-T408-11	6-1546701-9
3.811	10	JC6-T408-10	6-1546701-8
3.436	9	JC6-T408-09	1-1437666-1
3.061	8	JC6-T408-08	6-1546701-7
2.686	7	JC6-T408-07	6-1546701-6
2.311	6	JC6-T408-06	6-1546701-5
1.936	5	JC6-T408-05	2-796985-6
1.561	4	JC6-T408-04	2-796985-5
1.186	3	JC6-T408-03	6-1546701-4
.811	2	JC6-T408-02	6-1546701-3

DIM. A	NO. OF POS.	CATALOG NUMBER	PART NO.
--------	-------------	----------------	----------

MOUNTING PANEL LAYOUT

THIS DRAWING IS A CONTROLLED DOCUMENT.		DWN S SCHLEGEL 5/27/03	Tyco Electronics Corporation Harrisburg, PA 17105				
DIMENSIONS: INCHES		CHK S YODER 5/27/03					
TOLERANCES UNLESS OTHERWISE SPECIFIED:		APVD S YODER 5/27/03	NAME				
0 PLC ± - 1 PLC ± - 2 PLC ± .02 3 PLC ± .010 4 PLC ± - ANGLES ± -		PRODUCT SPEC	JC6-T408-XX ASSEMBLY				
MATERIAL		APPLICATION SPEC	SIZE A3	CAGE CODE 00779	DRAWING NO C-1-1437666-1	RESTRICTED TO	
FINISH		WEIGHT	CUSTOMER DRAWING		SCALE NTS	SHEET 1 OF 1	REV C