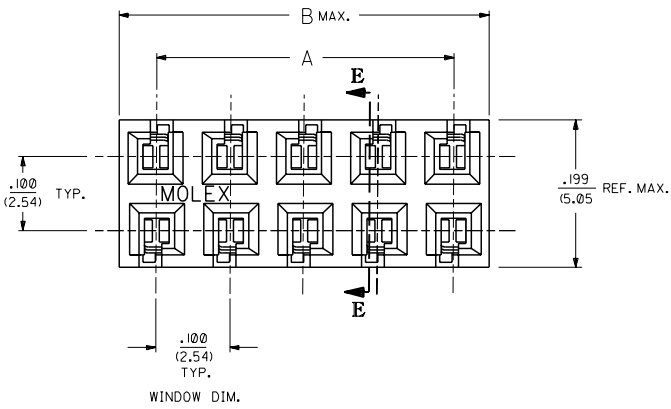
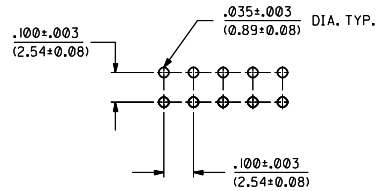


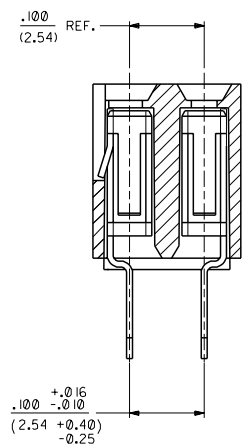
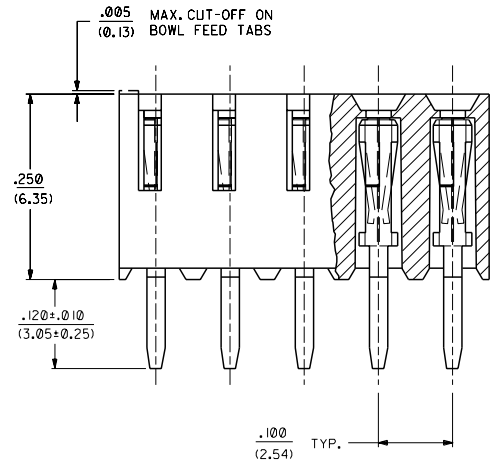
13 12 11 10 9 8 7 6 70182 4 3 2 1



NOTES:
 1 - HOUSING MATERIAL: GLASS FILLED POLYESTER, UL 94V-0, COLOR: BLACK
 2 - TERMINAL MATERIAL: PHOSPHOR BRONZE
 3 - SEE ADDITIONAL SHEETS FOR CHARTS, PLATINGS, AND OVERALL DIMENSIONS
 4 - THIS PRODUCT CONFORMS TO PS-70181.



RECOMMENDED P.C. BOARD HOLE LAYOUT
 SCALE = 4:1



SECTION E-E

B		CHANGE PACK SPEC. EQN. 10172009-0503 DMORGAN 99/12/14	
2	B	A	REVISE PLATE & BOX REL. DWG U30572 09/08/93 MURPHY
1	B		
MFG.	SH.	REV.	LTR.
REVISIONS			

DIMENSIONS SHOWN IN METRIC INCH UNLESS OTHERWISE SPECIFIED TOLERANCES ANGULAR 1/2°		REVISION ONLY ON CAD SYSTEM	
± PLACE	± .010	± PLACE	± .025
± PLACE	± .014	± PLACE	± 0.35
± PLACE	---	± PLACE	---
DRAFT WHERE APPLICABLE MUST REMAIN WITHIN DIMENSIONS			
DRWG. BY: PM	CHK'D. BY: PM	FILE NAME: 570182X1	DATE: 10/2/93
APP'D. BY: PM	SCALE: 10:1	MOLEX INCORPORATED U.S.A.	SHEET NO. 1 OF 2
SEE CHART		SDA-70182-****	
THIS DRAWING CONTAINS INFORMATION THAT IS PROPRIETARY TO MOLEX INC. AND SHOULD NOT BE USED WITHOUT WRITTEN PERMISSION.			

13 12 11 10 9 8 7 6 5 4 3 2 1



CKT SIZE	PLATING: I64 PACKAGING: PK-70873-0661				PLATING: 571 PACKAGING: PK-70873-0661				PLATING: 574 PACKAGING: PK-70873-0661				PLATING: PACKAGING:		DIM."A"		DIM."B"	
	PER ROW	TOTAL	EDP NO.	ENG NO.	EDP NO.	ENG NO.	EDP NO.	ENG NO.	EDP NO.	ENG NO.	EDP NO.	ENG NO.	INCH		MM			
													INCH	MM	INCH	MM		
02	04	15-45-0902	A-70182-0065	15-44-3602	A-70182-0129	15-44-4102	A-70182-0193					.100	2.54	.199	5.05			
03	06	15-45-0903	A-70182-0066	15-44-3603	A-70182-0130	15-44-4103	A-70182-0194					.200	5.08	.299	7.59			
04	08	15-45-0904	A-70182-0067	15-44-3604	A-70182-0131	15-44-4104	A-70182-0195					.300	7.62	.399	10.13			
05	10	15-45-0905	A-70182-0068	15-44-3605	A-70182-0132	15-44-4105	A-70182-0196					.400	10.16	.499	12.67			
06	12	15-45-0906	A-70182-0069	15-44-3606	A-70182-0133	15-44-4106	A-70182-0197					.500	12.70	.599	15.21			
07	14	15-45-0907	A-70182-0070	15-44-3607	A-70182-0134	15-44-4107	A-70182-0198					.600	15.24	.699	17.75			
08	16	15-45-0908	A-70182-0071	15-44-3608	A-70182-0135	15-44-4108	A-70182-0199					.700	17.78	.799	20.29			
09	18	15-45-0909	A-70182-0072	15-44-3609	A-70182-0136	15-44-4109	A-70182-0200					.800	20.32	.899	22.83			
10	20	15-45-0910	A-70182-0073	15-44-3610	A-70182-0137	15-44-4110	A-70182-0201					.900	22.86	.999	25.37			
11	22	15-45-0911	A-70182-0074	15-44-3611	A-70182-0138	15-44-4111	A-70182-0202					1.000	25.40	1.099	27.91			
12	24	15-45-0912	A-70182-0075	15-44-3612	A-70182-0139	15-44-4112	A-70182-0203					1.100	27.94	1.199	30.45			
13	26	15-45-0913	A-70182-0076	15-44-3613	A-70182-0140	15-44-4113	A-70182-0204					1.200	30.48	1.299	32.99			
14	28	15-45-0914	A-70182-0077	15-44-3614	A-70182-0141	15-44-4114	A-70182-0205					1.300	33.02	1.399	35.53			
15	30	15-45-0915	A-70182-0078	15-44-3615	A-70182-0142	15-44-4115	A-70182-0206					1.400	35.56	1.499	38.07			
16	32	15-45-0916	A-70182-0079	15-44-3616	A-70182-0143	15-44-4116	A-70182-0207					1.500	38.10	1.599	40.61			
17	34	15-45-0917	A-70182-0080	15-44-3617	A-70182-0144	15-44-4117	A-70182-0208					1.600	40.64	1.699	43.15			
18	36	15-45-0918	A-70182-0081	15-44-3618	A-70182-0145	15-44-4118	A-70182-0209					1.700	43.18	1.799	45.69			
19	38	15-45-0919	A-70182-0082	15-44-3619	A-70182-0146	15-44-4119	A-70182-0210					1.800	45.72	1.899	48.23			
20	40	15-45-0920	A-70182-0083	15-44-3620	A-70182-0147	15-44-4120	A-70182-0211					1.900	48.26	1.999	50.77			
21	42	15-45-0921	A-70182-0084	15-44-3621	A-70182-0148	15-44-4121	A-70182-0212					2.000	50.80	2.099	53.31			
22	44	15-45-0922	A-70182-0085	15-44-3622	A-70182-0149	15-44-4122	A-70182-0213					2.100	53.34	2.199	55.85			
23	46	15-45-0923	A-70182-0086	15-44-3623	A-70182-0150	15-44-4123	A-70182-0214					2.200	55.88	2.299	58.39			
24	48	15-45-0924	A-70182-0087	15-44-3624	A-70182-0151	15-44-4124	A-70182-0215					2.300	58.42	2.399	60.93			
25	50	15-45-0925	A-70182-0088	15-44-3625	A-70182-0152	15-44-4125	A-70182-0216					2.400	60.96	2.499	63.47			
26	52	15-45-0926	A-70182-0089	15-44-3626	A-70182-0153	15-44-4126	A-70182-0217					2.500	63.50	2.599	66.01			
27	54	15-45-0927	A-70182-0090	15-44-3627	A-70182-0154	15-44-4127	A-70182-0218					2.600	66.04	2.699	68.55			
28	56	15-45-0928	A-70182-0091	15-44-3628	A-70182-0155	15-44-4128	A-70182-0219					2.700	68.58	2.799	71.09			
29	58	15-45-0929	A-70182-0092	15-44-3629	A-70182-0156	15-44-4129	A-70182-0220					2.800	71.12	2.899	73.63			
30	60	15-45-0930	A-70182-0093	15-44-3630	A-70182-0157	15-44-4130	A-70182-0221					2.900	73.66	2.999	76.17			
31	62	15-45-0931	A-70182-0094	15-44-3631	A-70182-0158	15-44-4131	A-70182-0222					3.000	76.20	3.099	78.71			
32	64	15-45-0932	A-70182-0095	15-44-3632	A-70182-0159	15-44-4132	A-70182-0223					3.100	78.74	3.199	81.25			
33	66	15-45-0933	A-70182-0096	15-44-3633	A-70182-0160	15-44-4133	A-70182-0224					3.200	81.28	3.299	83.79			
34	68	15-45-0934	A-70182-0097	15-44-3634	A-70182-0161	15-44-4134	A-70182-0225					3.300	83.82	3.399	86.33			
35	70	15-45-0935	A-70182-0098	15-44-3635	A-70182-0162	15-44-4135	A-70182-0226					3.400	86.36	3.499	88.87			
36	72	15-45-0936	A-70182-0099	15-44-3636	A-70182-0163	15-44-4136	A-70182-0227					3.500	88.90	3.599	91.41			
37	74	15-45-0937	A-70182-0100	15-44-3637	A-70182-0164	15-44-4137	A-70182-0228					3.600	91.44	3.699	93.95			
38	76	15-45-0938	A-70182-0101	15-44-3638	A-70182-0165	15-44-4138	A-70182-0229					3.700	93.98	3.799	96.49			
39	78	15-45-0939	A-70182-0102	15-44-3639	A-70182-0166	15-44-4139	A-70182-0230					3.800	96.52	3.899	99.03			
40	80	15-45-0940	A-70182-0103	15-44-3640	A-70182-0167	15-44-4140	A-70182-0231					3.900	99.06	3.999	101.57			

PLATING CODES

(164) TIN-LEAD (Sn-Pb) ALLOY OVER ENTIRE PIN; THICKNESS=(3.75 MICROMETER)/75 MICROINCH MINIMUM;
NICKEL (Ni) UNDERPLATE OVER ENTIRE PIN.

(571) SELECTIVE GOLD (Au) IN THE CONTACT AREA; THICKNESS=(0.37 MICROMETER)/15 MICROINCH MINIMUM;
SELECTIVE TIN-LEAD (Sn-Pb) ALLOY IN THE PC TAIL AREA; THICKNESS=(1.88 MICROMETER)/75 MICROINCH MINIMUM;
NICKEL (Ni) UNDERPLATE OVER ENTIRE PIN.

(574) SELECTIVE GOLD (Au) IN THE CONTACT AREA; THICKNESS=(0.75 MICROMETER)/30 MICROINCH MINIMUM;
SELECTIVE TIN-LEAD (Sn-Pb) ALLOY IN THE PC TAIL AREA; THICKNESS=(1.88 MICROMETER)/75 MICROINCH MINIMUM;
NICKEL (Ni) UNDERPLATE OVER ENTIRE PIN.

DIMENSIONS SHOWN METRIC INCH		TOLERANCES ANGULAR 1/2°		REVISIONS ONLY ON CAD SYSTEM	
UNLESS OTHERWISE SPECIFIED					
INCH		METRIC		TITLE	
3 PLACE ± ---		3 ---		CONNECTOR, VERT. MOUNT, DUAL ROW	
2 PLACE ± ---		2 ---		(TOP ENTRY), .100 x .100	
1 PLACE ---		1 ---		P.C. TAIL GRID	
0 PLACE ---		0 ---		MOLEX INCORPORATED	
DRAFT WHERE APPLICABLE MUST		REMAIN WITHIN DIMENSIONS		SHEET NO. 2	
DATE		DATE		09/08/93	
PART NO.		PART NO.		SDA-70182-***	
DRAWN BY		CHECKED BY		FILE NAME	
APP'D BY		SCALE		NO. DRAWING CONTAINS INFORMATION THAT IS PROPRIETARY TO MOLEX INC. AND SHOULD NOT BE USED WITHOUT WRITTEN PERMISSION	
DJB		DA		DA	

