

4

3

2

1

THIS DRAWING IS UNPUBLISHED. RELEASED FOR PUBLICATION  
 © COPYRIGHT BY TYCO ELECTRONICS CORPORATION. ALL INTERNATIONAL RIGHTS RESERVED.

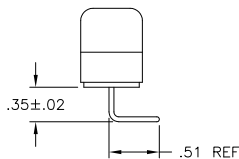
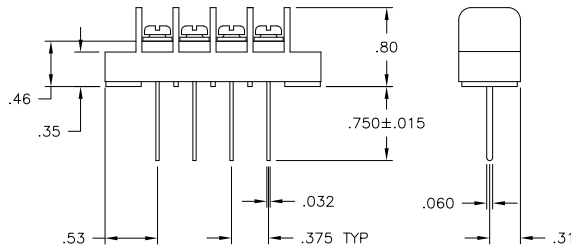
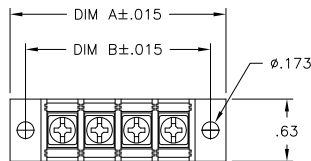
LOC	DIST	REVISIONS				
P	LTR	DESCRIPTION	DATE	DWN	APVD	
FT	0					
G		REVISED PER ECO-10-013617	26JUL10	HMR	CR	

MATERIAL:  
 HOUSING: THERMOPLASTIC, UL94V-0, BLACK.  
 TERMINALS: BRIGHT TIN OVER COPPER ALLOY.  
 SCREWS: #6-32 STEEL, ZINC PLATING W/ CLEAR CHROMATE.

ELECTRICAL:  
 RATED CURRENT UL/CSA:  
 CLASS C: 20A, 300V  
 CLASS D: 5A, 600V  
 WIRE RANGE: 12-22 AWG

MECHANICAL:  
 RECOMMENDED TORQUE: 7 IN-LB  
 OPERATING TEMP.: 105°C MAX

⚠ PRELIMINARY PART NUMBER.



1546752-1 & 8-1546702-8  
 1546752-2

9.000	9.314	23	JC6-W208-23	8-1546702-7
8.625	8.939	22	JC6-W208-22	8-1546702-6
8.250	8.564	21	JC6-W208-21	8-1546702-5
7.875	8.189	20	JC6-W208-20	8-1546702-4
7.500	7.814	19	JC6-W208-19	8-1546702-3
7.125	7.439	18	JC6-W208-18	8-1546702-2
6.750	7.064	17	JC6-W208-17	8-1546702-1
6.375	6.689	16	JC6-W208-16	8-1546702-0
6.000	6.314	15	JC6-W208-15	7-1546702-9
5.625	5.939	14	JC6-W208-14	7-1546702-8
5.250	5.564	13	JC6-W208-13	7-1546702-7
4.875	5.189	12	JC6-W208-12	2-1437666-5
4.500	4.814	11	JC6-W208-11	7-1546702-6
4.125	4.439	10	JC6-W208-10	7-1546702-5
3.750	4.064	9	JC6-W208-09-223	1546752-2
3.750	4.064	9	JC6-W208-09	7-1546702-4
3.375	3.689	8	JC6-W208-08	7-1546702-3
3.000	3.314	7	JC6-W208-07	3-796985-2
2.625	2.939	6	JC6-W208-06	2-1437666-4
2.250	2.564	5	JC6-W208-05	2-1437666-3
1.875	2.189	4	JC6-W208-04-185	1546752-1
1.875	2.189	4	JC6-W208-04	2-1437666-1
1.500	1.814	3	JC6-W208-03	7-1546702-2
1.500	1.814	3	JC6-W208-03-188	8-1546702-8
1.125	1.439	2	JC6-W208-02	2-1437666-0

SEE FIGURE

SEE FIGURE 1

SEE FIGURE 1

DIM. B	DIM. A	NO. OF POS.	CATALOG NUMBER	TYCO PART NO.
--------	--------	-------------	----------------	---------------

THIS DRAWING IS A CONTROLLED DOCUMENT.

DWN	S. SCHLEGEL	5/27/03	Tyco Electronics Corporation Harrisburg, PA 17105-3608	
CHK	S. YODER	5/27/03		
APVD	S. YODER	5/27/03		
NAME				
DIMENSIONS: INCHES TOLERANCES UNLESS OTHERWISE SPECIFIED: 0 PLC ± - 1 PLC ± - 2 PLC ± .01 3 PLC ± .005 4 PLC ± - ANGLES ± -			JC6-W208-XX ASSEMBLY	
MATERIAL				RESTRICTED TO
FINISH				SIZE
				CAGE CODE
			DRAWING NO	
			RESTRICTED TO	
			WEIGHT	
			A3	
			00779	
			2-1437666-0	
CUSTOMER DRAWING			SCALE	
			1:1	
			SHEET	
			1 OF 1	
			REV	
			G	