

4

3

2

1

THIS DRAWING IS UNPUBLISHED. RELEASED FOR PUBLICATION
 © COPYRIGHT - BY TYCO ELECTRONICS CORPORATION. ALL RIGHTS RESERVED.

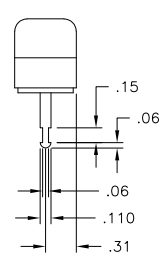
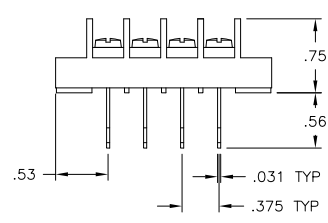
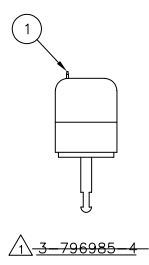
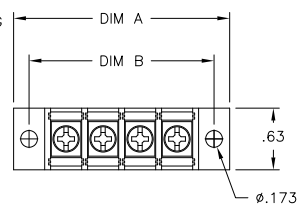
LOC	DIST	REVISIONS				
P	LTR	DESCRIPTION	DATE	DWN	APVD	
FT	0					
	A2	REVISED PER ECO-10-013614	13OCT10	HMR	CR	

MATERIAL:
 HOUSING: THERMOPLASTIC, UL94V-0, BLACK.
 TERMINALS: BRIGHT TIN OVER COPPER ALLOY.
 SCREWS: 6-32, STEEL, ZINC PLATING W/ CLR CHROMATE.

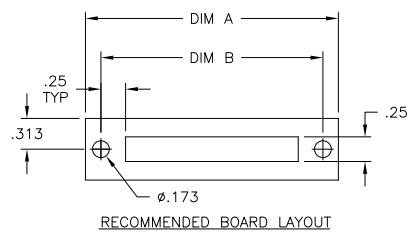
ELECTRICAL:
 CURRENT RATING: 20A.
 OPERATING VOLTAGE: 300V.
 WIRE RANGE: 12-22 AWG.

ENVIRONMENTAL:
 OPERATING TEMP.: 105°C MAX.

⚠️ OBSOLETE PARTS: OBSOLETE CIS STREAMLINING PER D.RENAUD/D.SINISI



-	9.000	9.314	23	JC6-T207-23	2-1546701-8
-	8.625	8.939	22	JC6-T207-22	2-1546701-7
-	8.250	8.564	21	JC6-T207-21	2-1546701-6
-	7.875	8.189	20	JC6-T207-20	2-1546701-5
-	7.500	7.814	19	JC6-T207-19	2-1546701-4
-	7.125	7.439	18	JC6-T207-18	2-1546701-3
-	6.750	7.064	17	JC6-T207-17	2-1546701-2
-	6.375	6.689	16	JC6-T207-16	2-1546701-0
-	6.000	6.314	15	JC6-T207-15	1-1546701-9
-	5.625	5.939	14	JC6-T207-14	1-1546701-8
-	5.250	5.564	13	JC6-T207-13	1-1546701-7
-	4.875	5.189	12	JC6-T207-12	1-1546701-6
-	4.500	4.814	11	JC6-T207-11	1-1546701-5
-	4.125	4.439	10	JC6-T207-10	8-1437665-3
-	3.750	4.064	9	JC6-T207-09	1-1546701-4
-	3.375	3.689	8	JC6-T207-08	8-1437665-2
-	3.000	3.314	7	JC6-T207-07	1-1546701-3
-	2.625	2.939	6	JC6-T207-06	796985-2
5	2.250	2.564	5	JC6-T207-05-148	3-796985-4
-	2.250	2.564	5	JC6-T207-05	8-1437665-1
-	1.875	2.189	4	JC6-T207-04	8-1437665-0
-	1.500	1.814	3	JC6-T207-03	7-1437665-9
-	1.125	1.439	2	JC6-T207-02	7-1437665-8



THIS DRAWING IS A CONTROLLED DOCUMENT.

DIMENSIONS: INCHES	TOLERANCES UNLESS OTHERWISE SPECIFIED:	DWN S SCHLEGEL 10/24/06	Tyco Electronics Corporation Harrisburg, PA 17105-3608	
	0 PLC ± -	CHK S YODER 10/24/06	JC6-T207-XX ASSEMBLY	
	1 PLC ± -	APVD S YODER 10/24/06	RESTRICTED TO	
	2 PLC ± .01	PRODUCT SPEC	SIZE A3	CAGE CODE 00779
	3 PLC ± .005	APPLICATION SPEC	DRAWING NO C-7-1437665-8	SCALE NTS
	4 PLC ± -	WEIGHT	SHEET 1 of 1	REV A2
MATERIAL	FINISH	CUSTOMER DRAWING		