

4

3

2

1

THIS DRAWING IS UNPUBLISHED. RELEASED FOR PUBLICATION
 © COPYRIGHT - BY TYCO ELECTRONICS CORPORATION. ALL RIGHTS RESERVED.

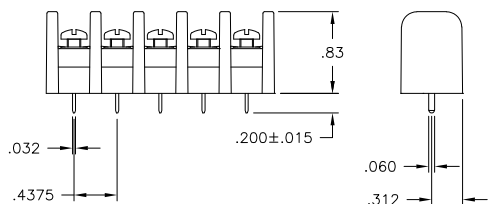
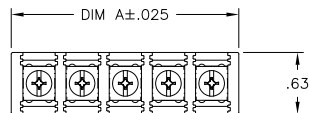
LOC	DIST	REVISIONS			
P	LTR	DESCRIPTION	DATE	DWN	APVD
	02	REVISED PER ECO-08-08069	03APR08	HMR	CW
	03	REVISED PER ECO-09-024927	10NOV09	KK	AEW

MATERIAL:
 HOUSING: THERMOPLASTIC, UL94V-2, BLACK.
 TERMINAL: BRASS, BRIGHT TIN PLATED.
 SCREWS: 6-32, STEEL, ZINC AND CHROMATE PLATED.

ELECTRICAL:
 MAXIMUM CURRENT: 20A.
 OPERATING VOLTAGE: 600V.
 WIRE RANGE: 12 AWG MAX.

ENVIRONMENT:
 OPERATING TEMP.: -60°C TO +105°C

- 1 WHITE INK MARKING, APPROX AS SHOWN.
- 2 NICKEL PLATED BRASS SCREW.
- 3 OBSOLETE PARTS: OBSOLETE CIS STREAMLINING PER D.RENAUD/D.SINISI



SEE FIGURE	NO. OF POS.	CATALOG NUMBER	PART NUMBER
3	17	SSB7FP170201	1-1546972-7
3	16	SSB7FP16020111	9-796602-4
	16	SSB7FP160201	1-1546972-6
	15	SSB7FP150201	4-1437416-6
2	14	SSB7FP140203	1546561-4
	14	SSB7FP140201	4-1437416-5
	13	SSB7FP130201	4-1437416-3
	12	SSB7FP120201	4-1437416-0
	11	SSB7FP110201	1-1546972-1
2	10	SSB7FP100203	3-1437416-6
	10	SSB7FP100201	3-1437416-4
2	9	SSB7FP090203	1-1546561-9
	9	SSB7FP090201	1546972-9
FIGURE	8	SSB7FP08020111	1986330-3
2	8	SSB7FP080203	2-1437416-9
	8	SSB7FP080201	1546972-8
2	7	SSB7FP070203	2-1437416-6
FIGURE	7	SSB7FP07020111	2-1437416-5
	7	SSB7FP070201	2-1437416-4
FIGURE	6	SSB7FP06020111	1986330-2
2	6	SSB7FP060203	2-1437416-3
	6	SSB7FP060201	2-1437416-1
2	5	SSB7FP050203	2-1546972-7
	5	SSB7FP050201	1-1437416-5
FIGURE	4	SSB7FP04020111	1986330-1
2	4	SSB7FP040203	1-1437416-3
	4	SSB7FP040201	1-1437416-1
	3	SSB7FP030201	1437416-6
	2	SSB7FP020201	1437416-2

THIS DRAWING IS A CONTROLLED DOCUMENT.

DIMENSIONS: INCHES	TOLERANCES UNLESS OTHERWISE SPECIFIED: 0 PLC ± - 1 PLC ± - 2 PLC ± .02 3 PLC ± .010 4 PLC ± - ANGLES ± 1°	DWN S SCHLGEI 2/10/05	Tyco Electronics Corporation Harrisburg, Pa 17105-3608
		CHK S YODER 2/10/05	
		APVD S YODER 2/10/05	NAME
MATERIAL	FINISH	PRODUCT SPEC	SSB7FPXX0201
		APPLICATION SPEC	SIZE CAGE CODE DRAWING NO RESTRICTED TO
		WEIGHT	A3 00779 C-9-796602-2
		CUSTOMER DRAWING	SCALE NTS SHEET 1 of 2 REV 03

4

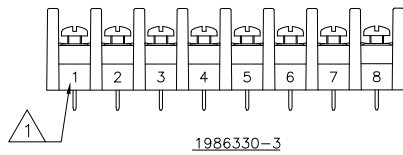
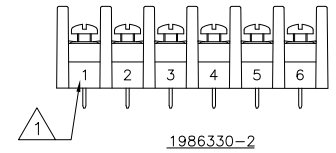
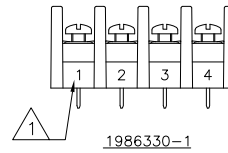
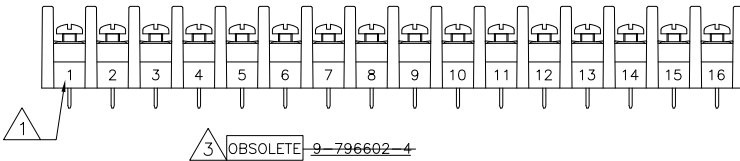
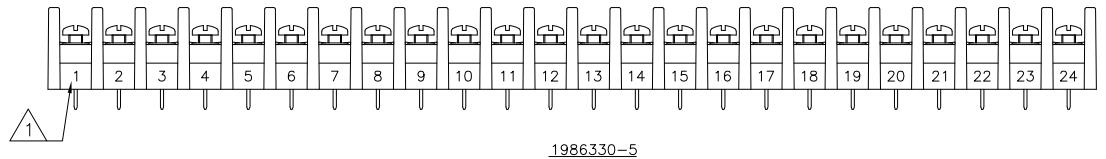
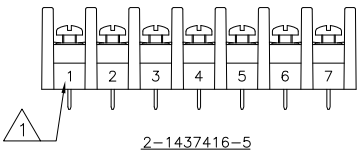
3

2

1

THIS DRAWING IS UNPUBLISHED. RELEASED FOR PUBLICATION
 © COPYRIGHT - BY TYCO ELECTRONICS CORPORATION. ALL RIGHTS RESERVED.

LOC	DIST	REVISIONS					
FT	0	P	LTR	DESCRIPTION	DATE	DWN	APVD
		-		SEE SHEET 1	-	-	-



SEE FIGURE

11.937	27	SSB7FP270201	9-796602-2
11.500	26	SSB7FP260203	1-1546561-8
11.500	26	SSB7FP260201	2-1546972-6
11.062	25	SSB7FP250201	2-1546972-5
10.625	24	SSB7FP24020111	1986330-5
10.625	24	SSB7FP240201	2-1546972-4
10.187	23	SSB7FP230201	2-1546972-3
9.750	22	SSB7FP220201	2-1546972-2
9.312	21	SSB7FP210201	2-1546972-1
8.875	20	SSB7FP200201	2-1546972-0
8.437	19	SSB7FP190201	1-1546972-9
8.000	18	SSB7FP180201	1-1546972-8
DIM A	NO. OF POS.	CATALOG NUMBER	PART NUMBER

THIS DRAWING IS A CONTROLLED DOCUMENT.		DWN	S SCHLIGEL	2/10/05	Tyco Electronics Corporation Harrisburg, Pa 17105-3608		
DIMENSIONS: INCHES		CHK	S YODER	2/10/05			
TOLERANCES UNLESS OTHERWISE SPECIFIED:		APVD	S YODER	2/10/05			
0 PLC ± - 1 PLC ± - 2 PLC ± .02 3 PLC ± .010 4 PLC ± - ± 1° ANGLES		NAME		SSB7FPXX0201			
MATERIAL		PRODUCT SPEC		SIZE	CAGE CODE	DRAWING NO	RESTRICTED TO
FINISH		APPLICATION SPEC		A3	00779	9-796602-2	-
		WEIGHT		CUSTOMER DRAWING		SCALE	SHEET
						NTS	2 of 2
							REV 03