

4

3

2

1

THIS DRAWING IS UNPUBLISHED. RELEASED FOR PUBLICATION  
 © COPYRIGHT - By - ALL RIGHTS RESERVED.

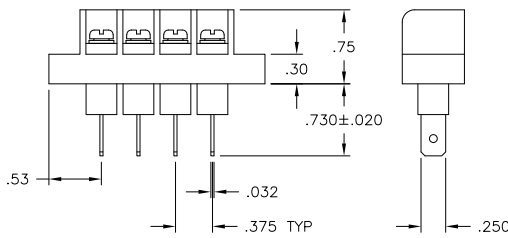
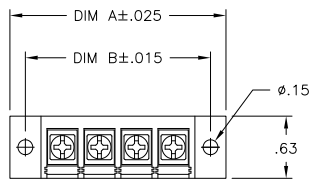
LOC	DIST	REVISIONS				
P	LTR	DESCRIPTION	DATE	DWN	APVD	
FT	0					
	D1	REVISED PER ECO-11-005027	11MAR11	RK	HMR	

NOTES:

PHYSICAL PROPERTIES:  
 HOUSING: THERMOPLASTIC, UL94V-0, BLACK.  
 TERMINALS: BRIGHT TIN OVER COPPER ALLOY.  
 SCREWS: #6-32 STEEL, ZINC PLATING W/ CLEAR CHROMATE.

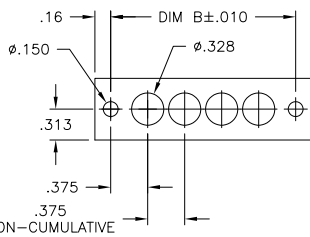
PITCH: .375"  
 OPERATING TEMP: 105°C  
 RECOMMENDED TIGHTENING TORQUE: 7 IN-LBS.

ELECTRICAL PROPERTIES  
 CURRENT RATING: 20A.  
 OPERATING VOLTAGE: 300V.  
 WIRE RANGE: 12-22 AWG.



DIM. A	DIM. B	NO. OF POS.	CATALOG NUMBER	PART NO.
7.439	7.125	18	BC6-Q308-18	1-1546781-1
7.064	6.750	17	BC6-Q308-17	1-1546781-0
6.689	6.375	16	BC6-Q308-16	1546781-9
6.314	6.000	15	BC6-Q308-15	3-1437662-1
5.939	5.625	14	BC6-Q308-14	1546781-8
5.564	5.250	13	BC6-Q308-13	3-1437662-0
5.189	4.875	12	BC6-Q308-12	1546781-7
4.814	4.500	11	BC6-Q308-11	1546781-6
4.439	4.125	10	BC6-Q308-10	2-1437662-9
4.064	3.750	9	BC6-Q308-09	1546781-5
3.689	3.375	8	BC6-Q308-08	1546781-4
3.314	3.000	7	BC6-Q308-07	1546781-3
2.939	2.625	6	BC6-Q308-06	2-1437662-8
2.564	2.250	5	BC6-Q308-05	1546781-2
2.189	1.875	4	BC6-Q308-04	1546781-1
1.814	1.500	3	BC6-Q308-03	2-1437662-4
1.439	1.125	2	BC6-Q308-02	2-1437662-3

DIM. A	DIM. B	NO. OF POS.	CATALOG NUMBER	PART NO.



MOUNTING PANEL LAYOUT

THIS DRAWING IS A CONTROLLED DOCUMENT.		DWN	S. SCHLEGEL	9/15/03
DIMENSIONS: INCHES		CHK	S. YODER	9/15/03
TOLERANCES UNLESS OTHERWISE SPECIFIED:		APVD	S. YODER	9/15/03
0 PLC	± -	NAME		
1 PLC	± -	BC6-Q308-XX ASSEMBLY		
2 PLC	± .01	SIZE		
3 PLC	± .005	CAGE CODE		
4 PLC	± -	DRAWING NO		
ANGLES	± -	RESTRICTED TO		
MATERIAL	FINISH	WEIGHT		
-	-	A3 00779 C-2-1437662-3		
CUSTOMER DRAWING		SCALE		SHEET
		NTS		1 of 1
				REV D1



PRODUCT SPEC	NAME	BC6-Q308-XX ASSEMBLY		
APPLICATION SPEC	SIZE	CAGE CODE	DRAWING NO	RESTRICTED TO
WEIGHT	A3	00779	C-2-1437662-3	-
CUSTOMER DRAWING	SCALE	NTS	SHEET	1 of 1
				REV D1