

4

3

2

1

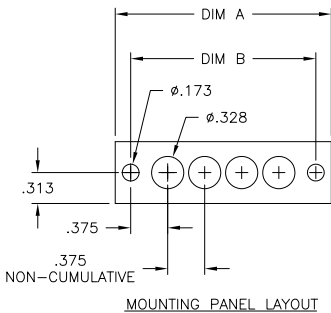
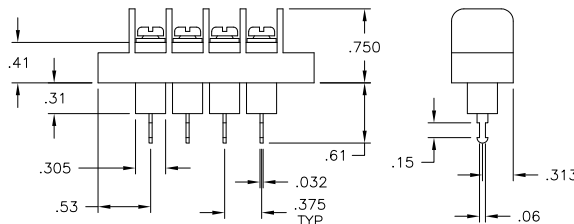
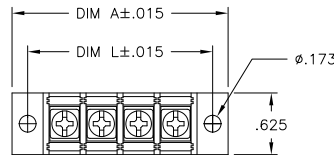
THIS DRAWING IS UNPUBLISHED. RELEASED FOR PUBLICATION  
 © COPYRIGHT - BY TYCO ELECTRONICS CORPORATION. ALL RIGHTS RESERVED.

LOC	DIST	REVISIONS				
P	LTR	DESCRIPTION	DATE	DWN	APVD	
B		REVISED PER ECO-10-013614	13OCT10	HMR	CR	

MATERIAL:  
 HOUSING: THERMOPLASTIC, UL94V-0, BLACK.  
 TERMINALS: BRIGHT TIN OVER COPPER ALLOY.  
 SCREWS: #6-32 STEEL, ZINC PLATING W/ CLEAR CHROMATE. (EXCEPT WHERE NOTED.)  
 PITCH (TERMINAL SPACING): .375"

ELECTRICAL:  
 RATED CURRENT UL/CSA:  
 CLASS C: 20A, 300V  
 CLASS D: 5A, 600V  
 WIRE RANGE: 12-22 AWG

MECHANICAL:  
 RECOMMENDED TORQUE: 7 IN-LB  
 OPERATING TEMP.: 105°C MAX



9.000	9.314	23	JC6-T308-23	4-1546701-2
8.625	8.939	22	JC6-T308-22	4-1546701-1
8.250	8.564	21	JC6-T308-21	4-1546701-0
7.875	8.189	20	JC6-T308-20	3-1546701-9
7.500	7.814	19	JC6-T308-19	3-1546701-8
7.125	7.439	18	JC6-T308-18	3-1546701-7
6.750	7.064	17	JC6-T308-17	3-1546701-6
6.375	6.689	16	JC6-T308-16	3-1546701-5
6.000	6.314	15	JC6-T308-15	3-1546701-4
5.625	5.939	14	JC6-T308-14	3-1546701-3
5.250	5.564	13	JC6-T308-13	3-1546701-2
4.875	5.189	12	JC6-T308-12	3-1546701-1
4.500	4.814	11	JC6-T308-11	3-1546701-0
4.125	4.439	10	JC6-T308-10	1437666-6
3.750	4.064	9	JC6-T308-09	1437666-5
3.375	3.689	8	JC6-T308-08	1437666-4
3.000	3.314	7	JC6-T308-07	2-1546701-9
2.625	2.939	6	JC6-T308-06	1437666-3
2.250	2.564	5	JC6-T308-05	1437666-2
1.875	2.189	4	JC6-T308-04	1437666-1
1.500	1.814	3	JC6-T308-03	9-1437665-9
1.125	1.439	2	JC6-T308-02	9-1437665-8

DIM. L	DIM. A	NO. OF POS.	CATALOG NUMBER	PART NO.
--------	--------	-------------	----------------	----------

THIS DRAWING IS A CONTROLLED DOCUMENT.

DWN	S SCHLEGEL	1/25/06	Tyco Electronics Corporation Harrisburg, PA 17105-3608
CHK	S YODER	1/25/06	
APVD	S YODER	1/25/06	
NAME			
DIMENSIONS: INCHES TOLERANCES UNLESS OTHERWISE SPECIFIED: 0 PLC ± - 1 PLC ± - 2 PLC ± .02 3 PLC ± .010 4 PLC ± - ANGLES ± -			JC6-T308-XX ASSEMBLY  SIZE CAGE CODE DRAWING NO RESTRICTED TO A3 00779 C-9-1437665-8 -
MATERIAL FINISH			
WEIGHT			
CUSTOMER DRAWING			
SCALE NTS			SHEET 1 of 1
			REV B

AMP 1470-19 REV 31MAR2000

H:\dm\_mod\9-1437665-8\_1-c.dwg