

4

3

2

1

THIS DRAWING IS UNPUBLISHED. RELEASED FOR PUBLICATION  
 © COPYRIGHT - BY TYCO ELECTRONICS CORPORATION. ALL RIGHTS RESERVED.

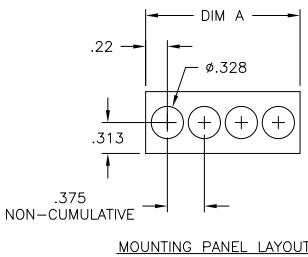
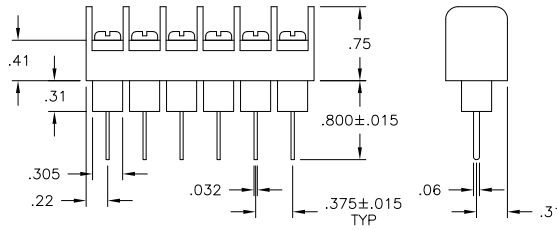
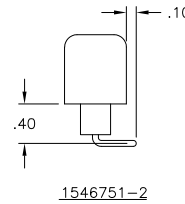
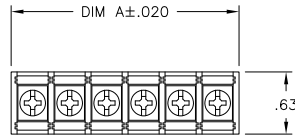
LOC	DIST	REVISIONS				
P	LTR	DESCRIPTION	DATE	DWN	APVD	
FT	0	E	REVISED PER ECO-10-013617	26JUL10	HMR	CR

MATERIAL:  
 HOUSING: THERMOPLASTIC, UL94V-0, BLACK.  
 TERMINALS: BRIGHT TIN OVER COPPER ALLOY.  
 SCREWS: #6-32 STEEL, ZINC PLATING W/ CLEAR CHROMATE (EXCEPT WHERE NOTED).  
 PITCH (TERMINAL SPACING): .375"

ELECTRICAL:  
 RATED CURRENT UL/CSA:  
 CLASS C: 20A, 300V  
 CLASS D: 5A, 600V  
 WIRE RANGE: 12-22 AWG

MECHANICAL:  
 RECOMMENDED TORQUE: 7 IN-LB  
 OPERATING TORQUE: 105°C MAX.

- 1 SCREWS ARE BRASS WITH NICKEL PLATE.
- 2 SCREWS ARE BOTTOMED.
- 3 PRELIMINARY PART NUMBER.



9.436	25	JC6-W407-25	4-1546702-1
9.061	24	JC6-W407-24	4-1546702-0
8.686	23	JC6-W407-23	3-1546702-9
8.311	22	JC6-W407-22	3-1546702-8
7.936	21	JC6-W407-21	3-1546702-7
7.561	20	JC6-W407-20	3-1546702-6
7.186	19	JC6-W407-19	3-1546702-5
6.811	18	JC6-W407-18	3-1546702-4
6.436	17	JC6-W407-17	3-1546702-3
6.061	16	JC6-W405-16-164	3-796985-5
6.061	16	JC6-W405-16	1546751-1
6.061	16	JC6-W407-16	3-1546702-2
5.686	15	JC6-W407-15	3-1546702-1
5.311	14	JC6-W407-14	3-1546702-0
4.936	13	JC6-W407-13	2-1546702-9
4.561	12	JC6-W407-12	4-1437666-2
4.186	11	JC6-W407-11	2-1546702-8
3.811	10	JC6-W407-10	2-1546702-7
3.436	9	JC6-W407-09	2-1546702-6
3.061	8	JC6-W407-08-228	1546751-2
3.061	8	JC6-W407-08	2-1546702-5
2.686	7	JC6-W407-07	4-1437666-1
2.311	6	JC6-W407-06	2-1546702-4
1.938	5	JC6-W407-05	2-1546702-3
1.561	4	JC6-W407-04	2-1546702-2
1.186	3	JC6-W407-03	4-1437666-0
.811	2	JC6-W407-02	3-1437666-9

SEE FIGURE 3

THIS DRAWING IS A CONTROLLED DOCUMENT.		DWN	S. SCHLEGEL	5/27/03	Tyco Electronics Corporation Harrisburg, Pa 17105-3608	
DIMENSIONS: INCHES		CHK	S. YODER	5/27/03	Tyco Electronics	
TOLERANCES UNLESS OTHERWISE SPECIFIED:		APVD	S. YODER	5/27/03	NAME	
0 PLC ± -		PRODUCT SPEC		JC6-W407-XX ASSEMBLY		
1 PLC ± -		APPLICATION SPEC		SIZE		
2 PLC ± .01		WEIGHT		CAGE CODE		
3 PLC ± .005		MATERIAL		DRAWING NO		
4 PLC ± -		FINISH		RESTRICTED TO		
ANGLES ± -		CUSTOMER DRAWING		A3 00779 C-3-1437666-9		
MATERIAL		SCALE		SHEET 1 OF 1		
FINISH		NTS		REV E		