

4

3

2

1

THIS DRAWING IS UNPUBLISHED. RELEASED FOR PUBLICATION
 © COPYRIGHT - By - ALL RIGHTS RESERVED.

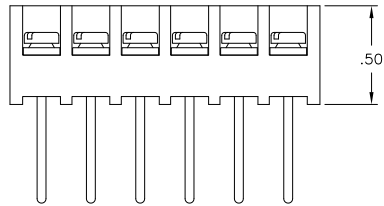
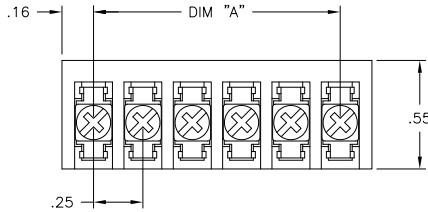
LOC	DIST	REVISIONS			
P	LTR	DESCRIPTION	DATE	DWN	APVD
FT	0				
B4		REVISED PER ECO-11-006676	06APR11	HMR	CR

MATERIAL:
 HOUSING: THERMOPLASTIC, UL94V-0, BLACK.
 TERMINAL: M3 THREAD, BRIGHT TIN PLATED,
 COPPER ALLOY.
 SCREWS: M3 THREAD, NICKEL PLATED STEEL,
 EXCEPT WHERE NOTED OTHERWISE.

ELECTRICAL:
 RATED CURRENT: 10A.
 OPERATING VOLTAGE: 300V.
 WIRE RANGE: 16-30 AWG.

MECHANICAL:
 PITCH (TERMINAL SPACING): .250"
 OPERATING TEMP.: 120°C MAX.

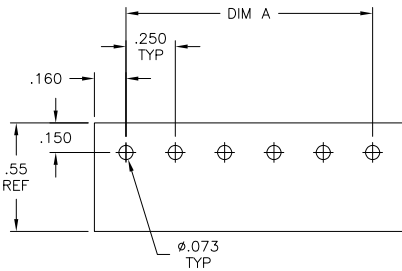
2 M3 SCREWS, ZINC PLATED STEEL AND
 M3 THREADED TERMINAL.



2 OBSOLETE

7.25	30	3WWV-30-008	3-1546532-0
7.00	29	3WWV-29-008	2-1546532-9
6.75	28	3WWV-28-008	8-1546119-2
6.50	27	3WWV-27-008	2-1546532-7
6.25	26	3WWV-26-008	2-1546532-6
6.00	25	3WWV-25-008	2-1546532-5
5.75	24	3WWV-24-008	2-1546532-4
5.50	23	3WWV-23-008	2-1546532-3
5.25	22	3WWV-22-008	2-1546532-2
5.00	21	3WWV-21-008	2-1546532-1
4.75	20	3WWV-20-008	8-1546119-0
4.50	19	3WWV-19-008	1-1546532-9
4.25	18	3WWV-18-008	1-1546532-8
4.00	17	3WWV-17-008	1-1546532-7
3.75	16	3WWV-16-008	7-1546119-8
3.50	15	3WWV-15-008	1-1546532-5
3.25	14	3WWV-14-008	1-1546532-4
3.00	13	3WWV-13-008	1-1546532-3
2.75	12	3WWV-12-008	1-1546532-2
2.50	11	3WWV-11-008	1-1546532-1
2.25	10	3WWV-10-008	7-1546119-5
2.00	9	3WWV-09-008	1546532-9
1.75	8	3WWV-08-008	7-1546119-2
1.50	7	3WWV-07-008	1546532-7
1.25	6	3WWV-06-008	7-1546119-0
1.00	5	3WWV-05-008	6-1546119-9
.75	4	3WWV-04-307	3-1546532-1
.75	4	3WWV-04-008	6-1546119-7
.50	3	3WWV-03-008	6-1546119-5
.25	2	3WWV-02-008	6-1546119-4

DIM "A"	NO. OF POS.	CATALOG NUMBER	PART NO.
---------	-------------	----------------	----------



RECOMMENDED PCB LAYOUT

THIS DRAWING IS A CONTROLLED DOCUMENT.		DWN	S SCHLEGEL	4/10/03
DIMENSIONS:		CHK	S YODER	4/10/03
INCHES		APVD	S YODER	4/10/03
TOLERANCES UNLESS OTHERWISE SPECIFIED:		NAME		
0 PLC	± -	3WWV-XX-008 ASSEMBLY		
1 PLC	± -	SIZE		
2 PLC	± .02	CAGE CODE		
3 PLC	± .010	DRAWING NO		
4 PLC	± -	RESTRICTED TO		
ANGLES	± 1°	A3 00779 C-6-1546119-5		
MATERIAL	FINISH	WEIGHT		
-	-	CUSTOMER DRAWING		

TE Connectivity		SCALE	NTS	SHEET	1 of 1	REV	B4
-----------------	--	-------	-----	-------	--------	-----	----