

4

3

2

1

THIS DRAWING IS UNPUBLISHED. RELEASED FOR PUBLICATION
 © COPYRIGHT - BY TYCO ELECTRONICS CORPORATION. ALL RIGHTS RESERVED.

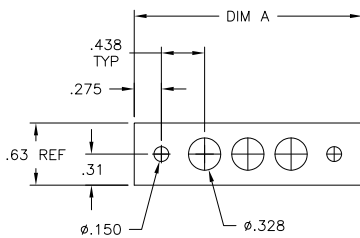
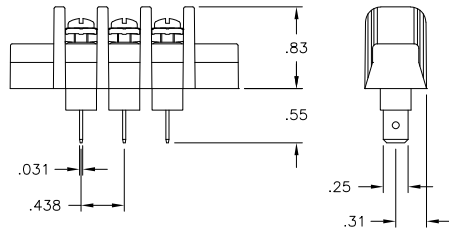
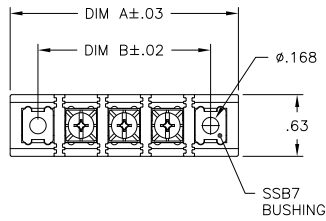
LOC	DIST	REVISIONS					
FT	0	P	LTR	DESCRIPTION	DATE	DWN	APVD
		A3		REVISED PER ECO-08-015431	23JUN08	HMR	CR
		A4		REVISED PER ECO-10-000444	19JAN10	KK	HMR

MATERIAL:
 HOUSING: THERMOPLASTIC, UL94V-2, BLACK.
 TERMINALS: BRASS, BRIGHT TIN PLATE.
 SCREWS: 6-32, STEEL, PLATED .0002 MIN ZINC
 W/ CLEAR CHROMATE COATING. UNLESS
 OTHERWISE SPECIFIED.

ELECTRICAL:
 MAXIMUM CURRENT: 20A.
 OPERATING VOLTAGE: 600V.
 WIRE RANGE: 12-22 AWG.

ENVIRONMENTAL:
 OPERATING TEMP.: -60°C TO +105°C

- 1 NICKEL PLATED BRASS SCREWS.
- 2 SEE DETAIL FOR SPECIAL MARKING.
- 3 OBSOLETE PARTS: OBSOLETE CIS STREAMLINING PER D.RENAUD/D.SINISI



RECOMMENDED PANEL LAYOUT

YES	9.187	9.750	20	SSB7TG200502	2-1546969-0	
YES	8.750	9.312	19	SSB7TG190509	2-1546969-9	
YES	8.750	9.312	19	SSB7TG190502	1-1546969-9	
YES	8.312	8.875	18	SSB7TG180502	1-1546969-8	
YES	7.875	8.437	17	SSB7TG170502	1-1546969-7	
YES	7.437	8.000	16	SSB7TG160502	1-1546969-6	
YES	7.000	7.562	15	SSB7TG150502	1-1546969-5	
YES	6.562	7.125	14	SSB7TG140502	1-1546969-4	
YES	6.125	6.687	13	SSB7TG130502	1-1546969-3	
YES	5.687	6.250	12	SSB7TG120502	1-1546969-2	
YES	5.250	5.812	11	SSB7TG110502	1-1546969-1	
YES	4.812	5.375	10	SSB7TF100509	2-1546969-8	
NO	4.812	5.375	10	SSB7TF100502	2-1546969-6	
YES	4.812	5.375	10	SSB7TG100502	1-1546969-0	
YES	4.375	4.937	9	SSB7G090502	1546969-9	
YES	3.937	4.500	8	SSB7G080502	9-1437416-8	
YES	3.500	4.062	7	SSB7G070502	1546969-7	
YES	3.062	3.625	6	SSB7G060502	1546969-6	
OBSOLETE	NO	2.625	3.187	5	SSB7TF050502	4-796602-4
YES	2.625	3.187	5	SSB7G050502	1546969-5	
OBSOLETE	NO	2.187	2.750	4	SSB7TF040502	8-1437416-4
OBSOLETE	YES	2.187	2.750	4	SSB7TG040509	2-1546561-4
YES	2.187	2.750	4	SSB7TG040502	3-796602-8	
OBSOLETE	NO	1.750	2.312	3	SSB7TF030502	8-1437416-3
YES	1.750	2.312	3	SSB7TG030502	9-1437416-4	
YES	1.312	1.875	2	SSB7G020509	2-1546969-7	
YES	1.312	1.875	2	SSB7G020502	9-1437416-2	
YES	.875	1.437	1	SSB7G010502	1546969-1	

THIS DRAWING IS A CONTROLLED DOCUMENT.		DWN S SCHLIGEL 1/26/05	Tyco Electronics Corporation Harrisburg, Pa 17105-3608																									
DIMENSIONS: INCHES		CHK S YODER 1/26/05	NAME																									
TOLERANCES UNLESS OTHERWISE SPECIFIED:		APVD S YODER 1/26/05	SSB7TGXX0502																									
<table border="1"> <tr><td>0</td><td>PLC</td><td>±</td><td>-</td></tr> <tr><td>1</td><td>PLC</td><td>±</td><td>-</td></tr> <tr><td>2</td><td>PLC</td><td>±</td><td>.02</td></tr> <tr><td>3</td><td>PLC</td><td>±</td><td>.010</td></tr> <tr><td>4</td><td>PLC</td><td>±</td><td>-</td></tr> <tr><td colspan="2">ANGLES</td><td>±</td><td>1°</td></tr> </table>		0	PLC	±	-	1	PLC	±	-	2	PLC	±	.02	3	PLC	±	.010	4	PLC	±	-	ANGLES		±	1°	PRODUCT SPEC	SIZE	CAGE CODE
0	PLC	±	-																									
1	PLC	±	-																									
2	PLC	±	.02																									
3	PLC	±	.010																									
4	PLC	±	-																									
ANGLES		±	1°																									
MATERIAL		APPLICATION SPEC	A3	00779																								
FINISH		WEIGHT	DRAWING NO																									
-		-	C-3-796602-8																									
		CUSTOMER DRAWING	RESTRICTED TO																									
		SCALE	SHEET	REV																								
		NTS	1 OF 2	A4																								

4

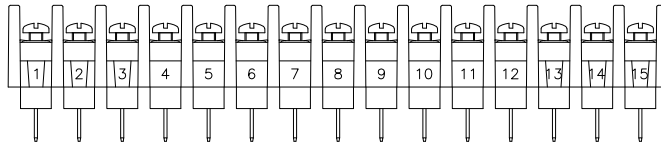
3

2

1

THIS DRAWING IS UNPUBLISHED. RELEASED FOR PUBLICATION
 © COPYRIGHT - BY TYCO ELECTRONICS CORPORATION. ALL RIGHTS RESERVED.

LOC	DIST	REVISIONS				
P	LTR	DESCRIPTION	DATE	DWN	APVD	
FT	0	SEE SHEET 1	-	-	-	



3-1546969-0

YES	7.000	7.562	15	SSB7TF15050213	3-1546969-0
YES	11.375	11.937	25	SSB7TG250502	2-1546969-5
YES	10.937	11.500	24	SSB7TG240502	2-1546969-4
YES	10.500	11.062	23	SSB7TG230502	2-1546969-3
YES	10.062	10.625	22	SSB7TG220502	2-1546969-2
YES	9.625	10.187	21	SSB7TG210502	2-1546969-1

SSB7 BUSHING	DIM B	DIM A	NO. OF POS.	CATALOG NUMBER	PART NUMBER
--------------	-------	-------	-------------	----------------	-------------

THIS DRAWING IS A CONTROLLED DOCUMENT.		DWN S SCHLGE	1/26/05	Tyco Electronics Corporation Harrisburg, Pa 17105-3608	
DIMENSIONS: INCHES		CHK S YODER	1/26/05		
TOLERANCES UNLESS OTHERWISE SPECIFIED:		APVD S YODER	1/26/05	NAME	
0 PLC ± - 1 PLC ± - 2 PLC ± .02 3 PLC ± .010 4 PLC ± - ± 1° ANGLES ± 1°		PRODUCT SPEC		SSB7TGXX0502	
MATERIAL		APPLICATION SPEC		SIZE	RESTRICTED TO
FINISH		WEIGHT		A3	
		CUSTOMER DRAWING		CAGE CODE	DRAWING NO
				00779	3-796602-8
				SCALE	SHEET
				NTS	2 OF 2
				REV	A4