

4

3

2

1

THIS DRAWING IS UNPUBLISHED. RELEASED FOR PUBLICATION
 © COPYRIGHT - By - ALL RIGHTS RESERVED.

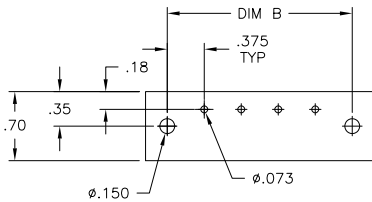
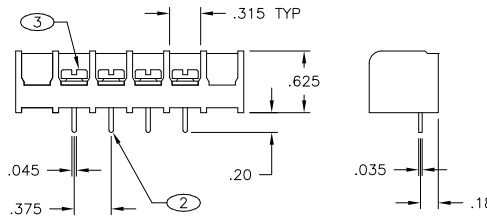
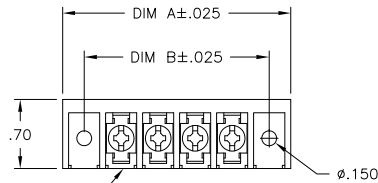
LOC	DIST	REVISIONS			
P	LTR	DESCRIPTION	DATE	DWN	APVD
D2		REVISED PER ECO-11-004917	11MAR11	RK	HMR

MATERIAL:
 HOUSING: THERMOPLASTIC, UL94V-0 BLACK.
 TERMINALS: BRIGHT TIN PLATED, COPPER ALLOY.
 SCREWS: #6-32, STEEL, ZINC PLATED WITH CLEAR CHROMATE.

ELECTRICAL:
 CURRENT RATING UL/CSA:
 CLASS C: 25A, 300V.
 CLASS D: 5A, 600V.
 WIRE RANGE: 12-22 AWG

MECHANICAL:
 RECOMMENDED TORQUE: 7 IN-LB.
 OPERATING TEMP.: 105°C MAX.

- ① SCREWS ARE NICKEL PLATED BRASS.
- ② SEE FIGURE.
- ③ MARK WITH WHITE PERMANENT INK.
- 4 ALL SCREWS BOTTOMED.
- ⑤ OBSOLETE PARTS: OBSOLETE CIS STREAMLINING PER D.RENAUD/D.SINISI



10.875	11.311	28	6PCV-28-009	4-1546686-2
10.500	10.936	27	6PCV-27-009	4-1546686-1
10.125	10.561	26	6PCV-26-009	4-1546686-0
9.750	10.186	25	6PCV-25-009	3-1546686-9
9.375	9.811	24	6PCV-24-009	3-1546686-8
9.000	9.436	23	6PCV-23-009	3-1546686-7
8.625	9.061	22	6PCV-22-009	3-1546686-6
8.250	8.686	21	6PCV-21-009	3-1546686-5
7.875	8.311	20	6PCV-20-1362	7-1546158-9
7.875	8.311	20	6PCV-20-1361	7-1546158-8
7.875	8.311	20	6PCV-20-009	3-1546686-4
7.500	7.936	19	6PCV-19-009	3-1546686-3
7.125	7.561	18	6PCV-18-009	3-1546686-2
6.750	7.186	17	6PCV-17-009	3-1546686-1
6.375	6.811	16	6PCV-16-009	3-1546686-0
6.000	6.436	15	6PCV-15-009	2-1546686-9
5.625	6.061	14	6PCV-14-009	2-1546686-8
5.250	5.686	13	6PCV-13-009	2-1546686-7
4.875	5.311	12	6PCV-12-009	2-1546686-6
4.500	4.936	11	6PCV-11-009	2-1546686-5
4.125	4.561	10	6PCV-10-009	2-1546686-4
3.750	4.186	9	6PCV-09-009	2-1546686-3
3.375	3.811	8	6PCV-08-1188	1-1437653-6
3.375	3.811	8	6PCV-08-009	1-1437653-2
3.000	3.436	7	6PCV-07-009	5-1546158-8
2.625	3.061	6	6PCV-06-009	1-796988-1
2.250	2.686	5	6PCV-05-009	5-1546158-2
1.875	2.311	4	6PCV-04-009	7-1437652-0
1.500	1.936	3	6PCV-03-009	796988-5
1.125	1.561	2	6PCV-02-009	3-1437652-8

DIM B	DIM A	NO OF POS.	CATALOG NUMBER	PART NUMBER
-------	-------	------------	----------------	-------------

THIS DRAWING IS A CONTROLLED DOCUMENT.

DWN	S SCHLEGEL	8/19/03
CHK	S YODER	8/19/03
APVD	S YODER	8/19/03

STE TE Connectivity

NAME: 6PCV-XX-009 ASSEMBLY

SIZE	CAGE CODE	DRAWING NO	RESTRICTED TO
A3	00779	C-796988-5	-

CUSTOMER DRAWING SCALE NTS SHEET 1 of 2 REV D2

4

3

2

1

THIS DRAWING IS UNPUBLISHED.

RELEASED FOR PUBLICATION

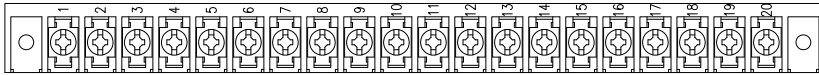
© COPYRIGHT - By -

ALL RIGHTS RESERVED.

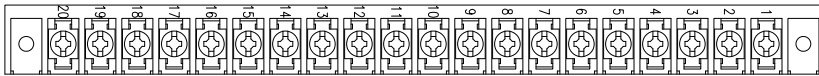
LOC FT DIST 0

REVISIONS

P	LTR	DESCRIPTION	DATE	DWN	APVD
-		SEE SHEET 1	-	-	-



7-1546158-8



7-1546158-9

THIS DRAWING IS A CONTROLLED DOCUMENT.

DWN S SCHLEGEL 8/19/03

CHK S YODER 8/19/03

APVD S YODER 8/19/03

PRODUCT SPEC

APPLICATION SPEC

WEIGHT -

CUSTOMER DRAWING



NAME 6PCV-XX-009 ASSEMBLY

SIZE A3 CAGE CODE 00779 DRAWING NO C-796988-5 RESTRICTED TO -

SCALE NTS SHEET 2 of 2 REV D2

DIMENSIONS:

INCHES

TOLERANCES UNLESS OTHERWISE SPECIFIED:

0 PLC ± -

1 PLC ± -

2 PLC ± .02

3 PLC ± .010

4 PLC ± -

ANGLES ± 1°

MATERIAL -

FINISH -

