

4

3

2

1

THIS DRAWING IS UNPUBLISHED. RELEASED FOR PUBLICATION
 © COPYRIGHT - By - ALL RIGHTS RESERVED.

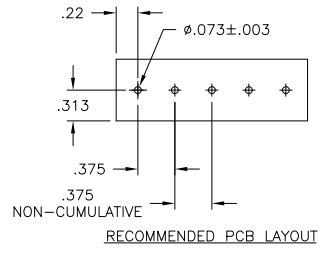
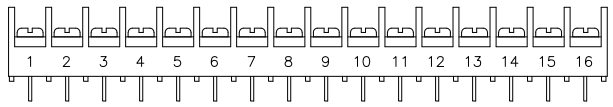
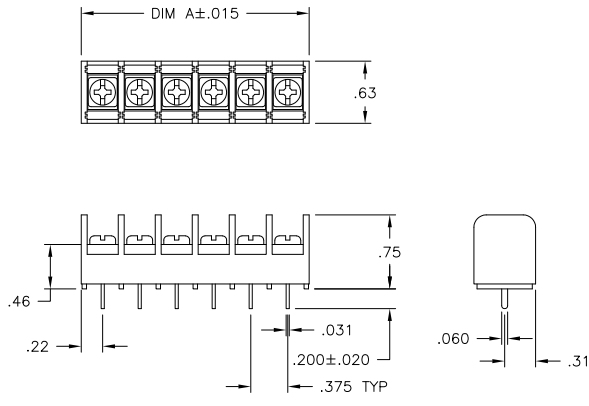
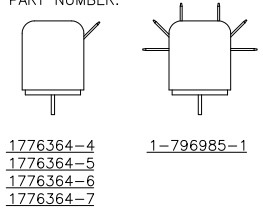
LOC	DIST	REVISIONS			
P	LTR	DESCRIPTION	DATE	DWN	APVD
FT	0				
D1		REVISED PER ECO-11-004917	11MAR11	RK	HMR

MATERIAL:
 HOUSING: THERMOPLASTIC, UL94V-0, BLACK.
 TERMINALS: BRIGHT TIN OVER COPPER ALLOY.
 SCREWS: #6-32 STEEL, ZINC PLATING W/ CLEAR CHROMATE. (EXCEPT WHERE NOTED)

ELECTRICAL:
 RATED CURRENT UL/CSA:
 CLASS C: 20A, 300V
 CLASS D: 5A, 600V
 WIRE RANGE: 12-22 AWG

MECHANICAL:
 RECOMMENDED TORQUE: 7 IN-LB
 OPERATING TEMP.: 105°C MAX.

- ⚠ SCREWS ARE BRASS.
- ⚠ .250 X .032 QC TABS.
- ⚠ SCREWS ARE STAINLESS STEEL.
- ⚠ PRELIMINARY PART NUMBER.



SEE FIGURE

9.436	25	JC6-P105-25	1776346-1
9.436	25	JC6-P107-25	8-796985-7
9.061	24	JC6-P107-24	8-796985-6
8.686	23	JC6-P107-23	8-796985-5
8.311	22	JC6-P107-22	8-796985-4
7.936	21	JC6-P107-21	8-796985-3
7.561	20	JC6-P107-20	5-1437666-5
7.186	19	JC6-P107-19	8-796985-2
6.811	18	JC6-P107-18	8-796985-1
6.436	17	JC6-P107-17	8-796985-0
6.061	16	JC6-P107-16-502	9-796985-8
6.061	16	JC6-P107-16	1-1437665-9
5.686	15	JC6-P107-15	7-796985-9
5.311	14	JC6-P107-14	1-1437665-8
4.936	13	JC6-P107-13	1-1437665-7
4.561	12	JC6-P105-12-165	3-796985-9
4.561	12	JC6-P105-12	3-796985-8
4.561	12	JC6-P107-12	1-1437665-6
4.186	11	JC6-P107-11-241	1776346-7
4.186	11	JC6-P107-11	1-1437665-5
3.811	10	JC6-P107-10	1-1437665-4
3.436	9	JC6-P107-09-240	1776346-6
3.436	9	JC6-P107-09	1-1437665-3
3.061	8	JC6-P107-08-239	1776346-5
3.061	8	JC6-P107-08	1-1437665-2
2.686	7	JC6-P107-07	1-1437665-1
2.311	6	JC6-P107-06-220	1776346-2
2.311	6	JC6-P107-06-166	1-796985-1
2.311	6	JC6-P107-06	1-1437665-0
1.936	5	JC6-P107-05-238	1776346-4
1.936	5	JC6-P107-05	1437665-9
1.561	4	JC6-P107-04	1437665-7
1.186	3	JC6-P107-03	1437665-6
.811	2	JC6-P107-02	1437665-5
DIM. "A" REF.	NO. OF POS.	CATALOG PART NO.	PART NO.

THIS DRAWING IS A CONTROLLED DOCUMENT.

DIMENSIONS: INCHES	TOLERANCES UNLESS OTHERWISE SPECIFIED:	DWN S. SCHLEGEL 5/7/03	 TE Connectivity JC6-P107-XX ASSEMBLY
	0 PLC ± -	CHK S. YODER 5/7/03	
	1 PLC ± -	APVD S. YODER 5/7/03	
	2 PLC ± .01	NAME	
MATERIAL	FINISH	PRODUCT SPEC	SIZE CAGE CODE DRAWING NO RESTRICTED TO
		APPLICATION SPEC	A3 00779 C=1437665-5
		WEIGHT	CUSTOMER DRAWING SCALE NTS SHEET 1 of 1 REV D1