

4

3

2

1

THIS DRAWING IS UNPUBLISHED. RELEASED FOR PUBLICATION
 © COPYRIGHT - BY TYCO ELECTRONICS CORPORATION. ALL RIGHTS RESERVED.

LOC	DIST	REVISIONS			
P	LTR	DESCRIPTION	DATE	OWN	APVD
FT	0	B1	REVISED PER ECO-07-017910	8/1/07	SS SRY

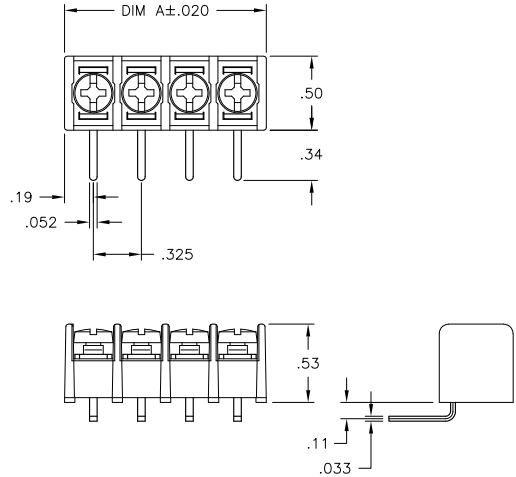
MATERIAL:
 HOUSING: POLYAMIDE, UL94V-0, BLACK.
 TERMINALS: BRIGHT TIN PLATE, COPPER ALLOY.
 SCREWS: 6-32, STEEL, ZINC PLATED AND CLEAR CHROMATE.

ELECTRICAL:
 UL CLASS C: 20A, 150V.
 UL CLASS D: 10A, 300V.
 CSA TYPE B: 20A, 300V.
 CSA TYPE C: 20A, 300V.
 CSA TYPE D: 10A, 300V.
 CSA TYPE E: 20A, 300V.
 WIRE RANGE: 12-22 AWG.

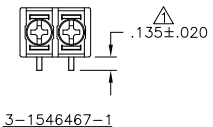
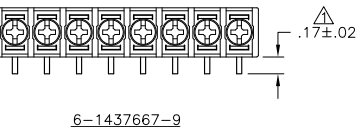
MECHANICAL:
 OPERATING TEMP.: -40°C TO +105°C.
 RECOMMENDED TIGHTENING TORQUE: 7 IN-LBS.

ENVIRONMENTAL:
 CONTINUOUS OPERATING TEMP.: -40°C TO +105°C.

- △ TRIMMED TO LENGTH.
- △ PRELIMINARY PART NUMBER.



DIM A	NO OF POS	CATALOG NUMBER	TYCO PART NO.
9.815	30	4DB-R107-30	3-1546467-0
9.490	29	4DB-R107-29	2-1546467-9
9.165	28	4DB-R107-28	2-1546467-8
8.840	27	4DB-R107-27	2-1546467-7
8.515	26	4DB-R107-26	2-1546467-6
8.190	25	4DB-R107-25	2-1546467-5
7.865	24	4DB-R107-24	2-1546467-4
7.540	23	4DB-R107-23	2-1546467-3
7.215	22	4DB-R107-22	2-1546467-2
6.890	21	4DB-R107-21	2-1546467-1
6.565	20	4DB-R107-20	2-1546467-0
6.240	19	4DB-R107-19	1-1546467-9
5.915	18	4DB-R107-18	1-1546467-8
5.590	17	4DB-R107-17	1-1546467-7
5.265	16	4DB-R107-16	1-1546467-6
4.940	15	4DB-R107-15	1-1546467-5
4.615	14	4DB-R107-14	1-1546467-4
4.290	13	4DB-R107-13	1-1546467-3
3.965	12	4DB-R107-12	1-1546467-2
3.640	11	4DB-R107-11	7-1437667-0
3.315	10	4DB-R107-10	1-1546467-0
2.990	9	4DB-R107-09	1546467-9
2.665	8	4DB-R107-08-050	6-1437667-9
2.665	8	4DB-R107-08	6-1437667-8
2.340	7	4DB-R107-07	6-1437667-7
2.015	6	4DB-R107-06	6-1437667-6
1.690	5	4DB-R107-05	1546467-5
1.365	4	4DB-R107-04	6-1437667-5
1.040	3	4DB-R107-03	6-1437667-4
.715	2	4DB-R107-02-106	3-1546467-1
.715	2	4DB-R107-02	6-1437667-3



THIS DRAWING IS A CONTROLLED DOCUMENT.

DIMENSIONS: INCHES	TOLERANCES UNLESS OTHERWISE SPECIFIED:	OWN S SCHLEGEL 1/21/03	Tyco Electronics Corporation Harrisburg, Pa 17105-3608	
0 PLC ± -	1 PLC ± -	CHK S YODER 1/21/03	NAME 4DB SERIES R107 STYLE	
2 PLC ± .02	3 PLC ± .010	APVD S YODER 1/21/03	SIZE CAGE CODE DRAWING NO RESTRICTED TO	
4 PLC ± -	ANGLES ± 2'	PRODUCT SPEC	A3 00779 C-6-1437667-3	
MATERIAL -	FINISH -	APPLICATION SPEC	CUSTOMER DRAWING SCALE NTS SHEET 1 OF 1 REV B1	
		WEIGHT -		