

4

3

2

1

THIS DRAWING IS UNPUBLISHED. RELEASED FOR PUBLICATION
 © COPYRIGHT - By - ALL RIGHTS RESERVED.

LOC		DIST		REVISIONS				
P	LTR	DESCRIPTION			DATE	DWN	APVD	
	D8	REVISED PER ECO-11-004587			11MAR11	RK	HMR	

PHYSICAL PROPERTIES:
 HOUSING MATERIAL: PBT
 FLAMMABILITY: UL94V-0
 COLOR: BLACK

TERMINAL:
 TERMINALS: BRASS, TIN PLATED
 SCREWS: 6-32, STEEL, NICKEL PLATED

MECHANICAL:
 PITCH (TERMINAL SPACING): 9.50mm (.374")
 WIRE RANGE: 12-22 AWG
 RECOMMENDED TIGHTENING TORQUE: 12IN-LBS MAX.

ELECTRICAL PROPERTIES:
 MAXIMUM CURRENT: 20A
 OPERATING VOLTAGE: 300V

ENVIRONMENTAL PROPERTIES:
 OPERATING TEMP RANGE: -40°C TO 120°C

- ① SCREWS ON ONE SIDE IN WIRE READY POSITION.
- ② SEE FIGURE.
- ③ WHITE INK STAMP.
- ④ NICKEL PLATED BRASS SCREWS.
- ⑤ PRELIMINARY PART NUMBER.
- ⑥ TE CONNECTIVITY LOGO LOCATED APPROXIMATE AREA SHOWN.

⑤ ②	104.7	112.2	-	-	10	4-1546307-7
⑤ ②	104.7	112.2	-	-	10	4-1546307-6
⑤ ④	104.7	112.2	-	-	10	4-1546307-5
⑤ ② ①	104.7	112.2	-	-	10	3-1546307-3
⑤ ② ①	104.7	112.2	-	-	10	1-1546307-0
⑤ ③ ② ①	95.2	102.7	-	9	9	5-1546307-0
⑤ ③ ② ①	95.2	102.7	4	9	9	4-1546307-9
③ ② ①	95.2	102.7	4	9	9	4-1546307-8
	95.2	102.7	-	-	9	1546307-9
	85.7	93.2	-	-	8	1546307-8
	76.2	83.7	-	-	7	1546307-7
⑤ ④	66.7	74.2	-	-	6	4-1546307-4
	66.7	74.2	-	-	6	1546307-6
⑤ ②	57.2	64.7	-	-	5	4-1546307-3
⑤ ②	57.2	64.7	-	-	5	4-1546307-2
⑤ ②	57.2	64.7	-	-	5	4-1546307-1
⑤ ②	57.2	64.7	-	-	5	4-1546307-0
⑤ ④	57.2	64.7	-	-	5	3-1546307-9
	57.2	64.7	-	-	5	1546307-5
	47.7	55.2	-	-	4	3-1546307-2
⑤ ② ①	47.7	55.2	-	-	4	1546307-4
⑤ ②	38.2	45.7	-	-	3	3-1546307-8
⑤ ②	38.2	45.7	-	-	3	3-1546307-7
⑤ ②	38.2	45.7	-	-	3	3-1546307-6
⑤ ②	38.2	45.7	-	-	3	3-1546307-5
⑤ ④	38.2	45.7	-	-	3	3-1546307-4
	38.2	45.7	-	-	3	1546307-3
	28.7	36.2	-	-	2	1546307-2

THIS DRAWING IS A CONTROLLED DOCUMENT.		DWN S SCHLEGEL 20AUG2002	TE Connectivity	
DIMENSIONS: mm		CHK C RICHARD 8/20/02	9.50MM (.374) DBL ROW BARRIER STRIP W/ WASHER	
TOLERANCES UNLESS OTHERWISE SPECIFIED: 0 PLC ± - 1 PLC ± 0.3 2 PLC ± 0.25 3 PLC ± - 4 PLC ± - ANGLES ± 2°		APVD C RICHARD 8/20/02	NAME	
MATERIAL		PRODUCT SPEC	SIZE CAGE CODE DRAWING NO	
FINISH		APPLICATION SPEC	RESTRICTED TO	
		WEIGHT	A3 00779 C=1546307	
		CUSTOMER DRAWING	SCALE 1:1	SHEET 1 of 3 REV D8

4

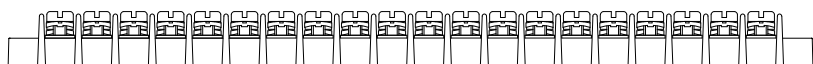
3

2

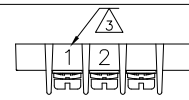
1

THIS DRAWING IS UNPUBLISHED. RELEASED FOR PUBLICATION
 © COPYRIGHT - By - ALL RIGHTS RESERVED.

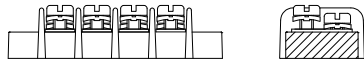
LOC		DIST		REVISIONS			
P	LTR	DESCRIPTION		DATE	DWN	APVD	
-	-	SEE SHEET 1		-	-	-	



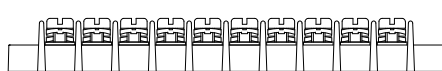
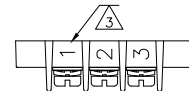
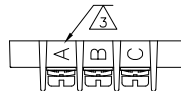
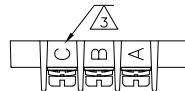
3-1546307-1



3-1546307-5



3-1546307-2



3-1546307-3



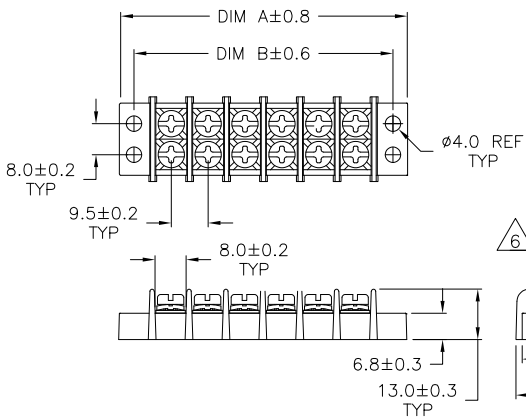
3-1546307-7



3-1546307-8



3-1546307-6



294.7	302.2	-	-	30	3-1546307-0
285.2	292.7	-	-	29	2-1546307-9
275.7	283.2	-	-	28	2-1546307-8
266.2	273.7	-	-	27	2-1546307-7
256.7	264.2	-	-	26	2-1546307-6
247.2	254.7	-	-	25	2-1546307-5
237.7	245.2	-	-	24	2-1546307-4
228.2	235.7	-	-	23	2-1546307-3
218.7	226.2	-	-	22	2-1546307-2
209.2	216.7	-	-	21	2-1546307-1
199.7	207.2	-	-	20	3-1546307-1
199.7	207.2	-	-	20	2-1546307-0
190.2	197.7	-	-	19	1-1546307-9
180.7	188.2	-	-	18	1-1546307-8
171.2	178.7	-	-	17	1-1546307-7
161.7	169.2	-	-	16	1-1546307-6
152.2	159.7	-	-	15	1-1546307-5
142.7	150.2	-	-	14	1-1546307-4
133.2	140.7	-	-	13	1-1546307-3
123.7	131.2	-	-	12	1-1546307-2
114.2	121.7	-	-	11	1-1546307-1
DIM B	DIM A	QC TAB .187 45° ②	QC TAB .187 FLAT ①	NO OF POSN	PART NUMBER

THIS DRAWING IS A CONTROLLED DOCUMENT.

DIMENSIONS:	TOLERANCES UNLESS OTHERWISE SPECIFIED:	DWN S SCHLEGEL 20AUG2002	TE Connectivity	
mm		CHK C RICHARD 8/20/02	NAME 9.50MM (.374) DBL ROW BARRIER STRIP W/ WASHER	
	0 PLC ± -	APVD C RICHARD 8/20/02	SIZE CAGE CODE DRAWING NO RESTRICTED TO	
	1 PLC ± 0.3		A3 00779 C-1546307	
	2 PLC ± 0.25		WEIGHT	
	3 PLC ± -		CUSTOMER DRAWING	
	4 PLC ± -		SCALE 1:1 SHEET 2 OF 3 REV D8	
	ANGLES ± 2°			
MATERIAL	FINISH			

4

3

2

1

THIS DRAWING IS UNPUBLISHED.

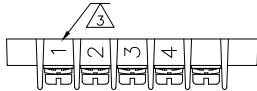
RELEASED FOR PUBLICATION

COPYRIGHT - By - ALL RIGHTS RESERVED.

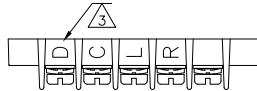
LOC DIST

REVISIONS

P	LTR	DESCRIPTION	DATE	DWN	APVD
-	-	SEE SHEET 1	-	-	-



4-1546307-2



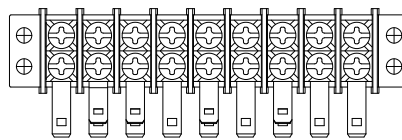
4-1546307-3



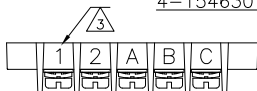
4-1546307-7



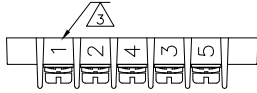
4-1546307-6



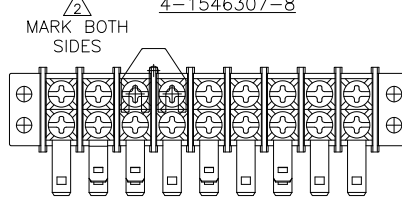
4-1546307-8




4-1546307-0



4-1546307-1



4-1546307-9



5-1546307-0



MARK BOTH SIDES

THIS DRAWING IS A CONTROLLED DOCUMENT.

DIMENSIONS:	TOLERANCES UNLESS OTHERWISE SPECIFIED:
mm	
0 PLC	± -
1 PLC	± 0.3
2 PLC	± 0.25
3 PLC	± -
4 PLC	± -
ANGLES	± 2°

MATERIAL	FINISH
-	-

DWN	S SCHLEGEL	20AUG2002
CHK	C RICHARD	8/20/02
APVD	C RICHARD	8/20/02
PRODUCT SPEC	-	-
APPLICATION SPEC	-	-
WEIGHT	-	-
CUSTOMER DRAWING	-	-

STE TE Connectivity		
NAME 9.50MM (.374) DBL ROW BARRIER STRIP W/ WASHER		
SIZE	CAGE CODE	DRAWING NO
A3	00779	C-1546307
RESTRICTED TO	SCALE	SHEET
-	1:1	3 of 3
REV	D8	