

4

3

2

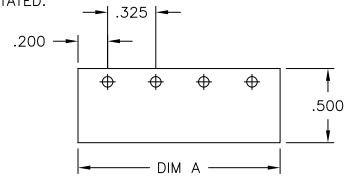
1

THIS DRAWING IS UNPUBLISHED. RELEASED FOR PUBLICATION
 © COPYRIGHT - By - ALL RIGHTS RESERVED.

LOC		DIST		REVISIONS			
P	LTR	DESCRIPTION	DATE	DWN	APVD		
D6		REVISED PER ECO-11-004820	11MAR11	RK	HMR		

MATERIAL:
 HOUSING: NYLON, UL94V-0, BLACK.
 TERMINAL: BRIGHT TIN PLATED, COPPER ALLOY.
 SCREW: 6-32, STEEL, ZINC PLATED CLEAR CHROMATE, UNLESS OTHERWISE STATED.

ELECTRICAL:
 UL CLASS C: 20A, 150V.
 UL CLASS D: 10A, 300V.
 CSA TYPE B: 20A, 300V.
 CSA TYPE C: 20A, 300V.
 CSA TYPE D: 10A, 300V.
 CSA TYPE E: 20A, 300V.
 WIRE RANGE: 12-22 AWG

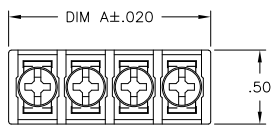


MECHANICAL:
 MAXIMUM TORQUE RATING: 7 IN.-LB.

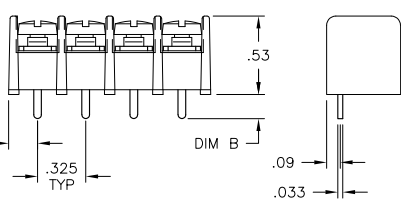
RECOMMENDED PCB LAYOUT

- 1 MIDDLE TERMINAL IS ROTATED 180° FROM OTHERS. NOT TO BE USED WITH RECOMMENDED PCB LAYOUT.
- 2 OBSOLETE PART NUMBER.
- 3 PRELIMINARY PART NUMBER.
- 4 SCREWS ARE NICKEL PLATED BRASS.
- 5 SEE FIGURE.
- 6 SPECIAL FULL THREAD BINDER HD SCREW USED FOR THIS ASSY ONLY ALLOWS FOR USE OF J4 JUMPER.
- 7 OBSOLETE PARTS: OBSOLETE CIS STREAMLINING PER D.RENAUD/D.SINISI

.160	7.540	-	-	-	23	4DB-P107-23	2-1546468-3
.160	7.215	-	-	-	22	4DB-P107-22	2-1546468-2
.160	6.890	-	-	-	21	4DB-P107-21	2-1546468-1
.160	6.565	-	-	-	20	4DB-P107-20	2-1546468-0
.160	6.240	-	-	-	19	4DB-P107-19	1-1546468-9
.160	5.915	-	-	-	18	4DB-P107-18	1-1546468-8
.160	5.590	-	-	-	17	4DB-P107-17	1-1546468-7
.160	5.265	-	-	-	16	4DB-P107-16	2-1437667-1
.160	4.940	-	-	-	15	4DB-P107-15	2-1437667-0
4/3	.160	4.615	-	-	14	4DB-P105-14	4-1546468-0
4/3	.160	4.615	-	-	14	4DB-P107-14	1-1546468-4
4/3	.160	4.290	-	-	13	4DB-P107-13	1-1546468-3
4/3	.160	3.965	-	-	12	4DB-P105-12	3-1546468-9
4/3	.160	3.965	-	-	12	4DB-P107-12	1-1437667-9
4/3	.160	3.640	-	-	11	4DB-P107-11	1-1437667-8
5/4/3	.160	3.315	-	10	-	4DB-P105-10-104	4-1546468-2
5/4/3	.160	3.315	-	-	10	4DB-P107-10	1-1437667-7
5/4/3	.160	2.990	-	-	9	4DB-P105-09	3-1546468-8
5/4/3	.160	2.990	-	-	9	4DB-P107-09	1-1437667-6
4/3	.160	2.665	-	-	8	4DB-P105-08	3-1546468-7
4/3	.160	2.665	-	-	8	4DB-P107-08	1-1437667-5
4/3	.160	2.340	-	-	7	4DB-P105-07	3-1546468-6
4/3	.160	2.340	-	-	7	4DB-P107-07	1-1437667-4
4/3	.160	2.015	-	-	6	4DB-P105-06	3-1546468-5
4/3	.160	2.015	-	-	6	4DB-P107-06	1-1437667-2
4/3	.160	1.690	-	-	5	4DB-P105-05	3-1546468-4
4/3	.160	1.690	-	-	5	4DB-P107-05	1-1437667-1
6	.160	1.365	-	-	4	4DB-P107-04	4-1546468-5
4/3	.160	1.365	-	-	4	4DB-P105-04	3-1546468-3
4/3	.160	1.365	-	-	4	4DB-P107-04	1-1437667-0
6	.122±.012	1.040	-	-	3	4DB-P107-03-070	1437667-9
6	.160	1.040	-	-	3	4DB-P107-03-096	3-1546468-2
6	.160	1.040	-	-	3	4DB-P107-03-095	3-1546468-4
4/3	.160	1.040	-	-	3	4DB-P107-03	1437667-7
4/3	.160	.715	-	-	2	4DB-P105-02	4-1546468-3
4/3	.160	.715	-	-	2	4DB-P107-02	1437667-6



SEE FIGURE 1
 SEE FIGURE 2
 OBSOLETE



THIS DRAWING IS A CONTROLLED DOCUMENT.

DIMENSIONS: INCHES	TOLERANCES UNLESS OTHERWISE SPECIFIED:	DWN S SCHLEGEL 10/19/04	 TE Connectivity 4DB SERIES P107 STYLE
0 PLC ± -	1 PLC ± -	CHK S YODER 10/19/04	
2 PLC ± .02	3 PLC ± .010	APVD S YODER 10/19/04	
4 PLC ± -	ANGLES ± 2°	PRODUCT SPEC	
MATERIAL	FINISH	NAME	RESTRICTED TO
-	-	SIZE CAGE CODE DRAWING NO	A3 00779 C-1437667-6
CUSTOMER DRAWING		SCALE NTS	SHEET 1 of 2 REV D6

4

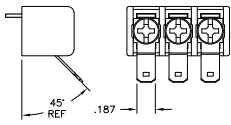
3

2

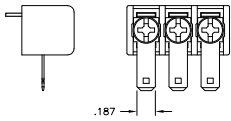
1

THIS DRAWING IS UNPUBLISHED. RELEASED FOR PUBLICATION
 © COPYRIGHT - By - ALL RIGHTS RESERVED.

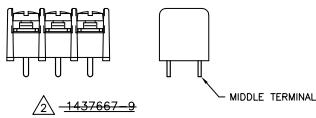
LOC		DIST		REVISIONS			
P	LTR	DESCRIPTION	DATE	DWN	APVD		
-	-	SEE SHEET 1	-	-	-		



3-1546468-1



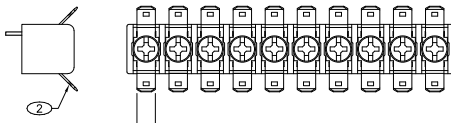
3-1546468-2



1437667-9



4-1546468-1



4-1546468-2

DIM B	DIM A	.187 QC TAB 90° DOUBLE SIDED	.187 QC TAB 45° DOUBLE SIDED	.187 QC TAB FLAT DOUBLE SIDED	NO. OF POS.	CATALOG NUMBER	PART NO.
△△△	.160	9.815	30	-	30	4DB-P105-30-103	4-1546468-1
	.160	9.815	-	-	30	4DB-P107-30	3-1546468-0
	.160	9.490	-	-	29	4DB-P107-29	2-1546468-9
	.160	9.165	-	-	28	4DB-P107-28	2-1546468-8
	.160	8.840	-	-	27	4DB-P107-27	2-1546468-7
	.160	8.515	-	-	26	4DB-P107-26	2-1437667-3
	.160	8.190	-	-	25	4DB-P107-25	2-1437667-2
	.160	7.865	-	-	24	4DB-P107-24	2-1546468-4

THIS DRAWING IS A CONTROLLED DOCUMENT.

DIMENSIONS: INCHES	TOLERANCES UNLESS OTHERWISE SPECIFIED:	DWN S SCHLEGEL 10/19/04				
0 PLC ± -	1 PLC ± -	CHK S YODER 10/19/04				
2 PLC ± .02	3 PLC ± .010	APVD S YODER 10/19/04	NAME			
4 PLC ± -	ANGLES ± 2°	PRODUCT SPEC	4DB SERIES P107 STYLE			
MATERIAL	FINISH	APPLICATION SPEC	SIZE	CAGE CODE	DRAWING NO	RESTRICTED TO
-	-	WEIGHT	A3	00779	C=1437667-6	-
CUSTOMER DRAWING			SCALE	NTS	SHEET	2 of 2
					REV	D6