

4

3

2

1

THIS DRAWING IS UNPUBLISHED. RELEASED FOR PUBLICATION.
 © COPYRIGHT - By - ALL RIGHTS RESERVED.

LOC	DIST	REVISIONS					
FT	0	P	LTR	DESCRIPTION	DATE	BY	APPD
		T4		REVISED PER ECO-11-004587	11MAR11	RK	HMR

PHYSICAL PROPERTIES:
 HOUSING MATERIAL: PBT
 FLAMMABILITY: UL94V-0
 COLOR: BLACK
 MAX BOW/WARP: .0056 IN/IN.

MECHANICAL:
 PITCH (TERMINAL SPACING): .563"
 WIRE RANGE: 10-22 AWG
 RECOMMENDED TIGHTENING TORQUE: 14IN-LBS MAX.

ELECTRICAL PROPERTIES:
 MAXIMUM CURRENT: 30A
 OPERATING VOLTAGE: 300V

ENVIRONMENTAL PROPERTIES:
 OPERATING TEMP RANGE: -40°C TO 120°C

TERMINAL:
 TERMINALS: BRASS, TIN PLATED. (UNLESS OTHERWISE STATED)
 SCREWS: 8-32 STEEL, NICKEL PLATED. (UNLESS OTHERWISE STATED)
 Q.C. TABS: BRASS, NICKEL PLATED.

- △ STAINLESS STEEL SCREWS.
- △ WHITE INK STAMP.
- △ NICKEL PLATED BRASS TERMINALS.
- △ NICKEL PLATED BRASS SCREWS.
- △ SEE FIGURE.
- △ PRELIMINARY PART NUMBER.
- △ OBSOLETE PART NUMBER.
- △ TE CONNECTIVITY LOGO LOCATED APPROXIMATE AREA SHOWN.

△△	-	-	-	-	-	-	-	-	-	-	7.886	8.323	13	1-1546310-3
△△	-	-	-	-	-	-	-	-	-	-	7.323	7.760	12	4-1546310-8
△	-	8	-	-	-	12	12	12	-	-	7.323	7.760	12	4-1546310-7
	-	-	-	-	-	12	12	12	-	-	7.323	7.760	12	4-1546310-6
	-	-	-	-	-	-	-	-	-	-	7.323	7.760	12	1-1546310-2
	-	-	-	-	-	-	-	-	-	-	6.760	7.179	11	1-1546310-1
	-	-	-	-	-	-	-	-	-	-	6.197	6.634	10	1-1546310-0
	-	-	-	-	-	-	-	-	-	-	5.634	6.071	9	1546310-9
△	-	-	-	-	-	-	-	-	-	8	5.071	5.508	8	4-1546310-5
	-	8	8	-	-	-	-	-	-	-	5.071	5.508	8	2-1546310-9
	-	-	-	-	-	-	-	-	-	-	5.071	5.508	8	1546310-8
	-	-	-	-	-	7	-	-	-	-	4.508	4.945	7	3-1546310-8
	-	-	-	-	-	-	-	-	-	-	4.508	4.945	7	1546310-7
△	-	-	-	-	-	-	-	-	-	-	3.945	4.382	6	4-1546310-4
△△	-	-	-	-	-	-	-	-	-	-	3.945	4.382	6	4-1546310-3
	-	-	-	-	-	-	-	-	-	-	3.945	4.382	6	4-1546310-2
△△△△	-	-	-	-	-	-	-	-	-	-	3.945	4.382	6	3-1546310-1
	-	-	-	-	-	6	-	-	-	-	3.945	4.382	6	3-1546310-0
	-	6	6	-	-	-	-	-	-	-	3.945	4.382	6	2-1546310-8
△△△△	-	1	1	-	-	5	1	-	-	-	3.945	4.382	6	2-1546310-6
△△	-	-	-	-	-	-	-	-	6	-	3.945	4.382	6	2-1546310-3
△△	-	-	-	-	-	6	-	-	-	-	3.945	4.382	6	2-1546310-2
△	-	-	-	-	-	-	-	-	6	6	3.945	4.382	6	2-1546310-1
△△△	-	-	-	-	-	-	-	-	6	6	3.945	4.382	6	1546310-1
△△	-	-	-	6	-	-	-	-	6	-	3.945	4.382	6	1-1546310-9
△	-	-	-	6	-	-	-	-	-	-	3.945	4.382	6	1546589-1
	-	-	-	-	-	-	-	-	-	-	3.945	4.382	6	1546310-6
	-	-	-	-	-	5	-	-	-	-	3.382	3.819	5	3-1546310-7
△△△△	-	1	1	-	-	-	1	-	5	-	3.382	3.819	5	2-1546310-7
	-	-	-	-	-	-	-	-	-	-	3.382	3.819	5	1546310-5
△△	-	-	-	-	-	-	-	4	4	4	2.819	3.256	4	5-1546310-0
△△△△	-	-	-	-	-	-	-	-	-	-	2.819	3.256	4	4-1546310-1
△△	-	-	-	-	-	-	-	-	-	-	2.819	3.256	4	4-1546310-0
△△△△	-	-	-	-	-	-	-	-	-	-	2.819	3.256	4	3-1546310-9
	-	-	-	-	-	-	-	-	-	-	2.819	3.256	4	1546310-4
△△△	-	-	-	-	-	-	-	-	-	-	2.256	2.693	3	2-1546310-5
△△△	-	-	-	-	-	-	-	-	-	-	2.256	2.693	3	2-1546310-4
△△△	-	-	-	1	2	-	-	1	-	-	2.256	2.693	3	2-1546310-0
	-	-	-	-	-	-	-	2	-	-	2.256	2.693	3	1546310-3
	-	-	-	-	-	-	-	-	2	-	1.693	2.130	2	5-1546310-1
	-	-	-	-	-	-	-	-	-	-	1.693	2.130	2	1546310-2

NOTES: (9) 0TB JUMPER (8) 250 QC TAB 90° DOUBLE SIDE (7) 250 QC TAB 90°/45° DOUBLE SIDE (6) 250 QC TAB 90° DOUBLE SIDE (5) 250 QC TAB 45° DOUBLE SIDE (4) 250 QC TAB STRAIGHT DOUBLE SIDE (3) 250 QC TAB 90° SINGLE SIDE (2) 250 QC TAB 90° SINGLE SIDE (1) 250 QC TAB STRAIGHT SINGLE SIDE

THIS DRAWING IS A CONTROLLED DOCUMENT.

DIMENSIONS: INCHES 	TOLERANCES UNLESS OTHERWISE SPECIFIED: 0 PLC ± .005 1 PLC ± .005 2 PLC ± .005 3 PLC ± .005 4 PLC ± .005 ANGLES ± .005	DATE: 10FEB2007 BY: S. SCHLEGEL CHK: S. YODER APPD: S. YODER PRODUCT SPEC:	
MATERIAL:		SIZE: 14.3 (.563) DBL ROW BARRIER STRIP W/O WASHER CASE CODE: A200779 DRAWING NO: C=1546310	RESTRICTED TO:
CUSTOMER DRAWING		SCALE: NTS SHEET: 1 of 4 REV: T4	

4

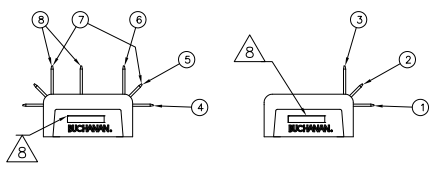
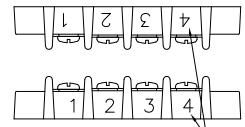
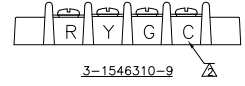
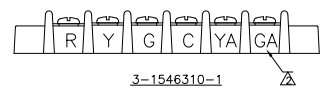

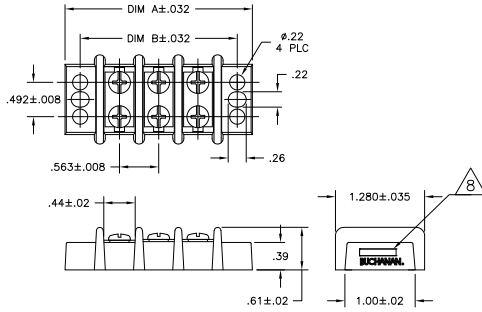
3

2

1

THIS DRAWING IS UNPUBLISHED. RELEASED FOR PUBLICATION. ALL RIGHTS RESERVED.

LOC	DIST	REVISIONS					
FT	0	P	LNK	DESCRIPTION	DATE	MIN	APD
-	-	-	-	SEE SHEET 1	-	-	-



△	-	-	-	-	-	-	2	-	2	-	1.693	2.130	-	5-1546310-1
-	-	-	-	-	-	-	-	-	-	-	10.701	11.138	18	1-1546310-8
-	-	-	-	-	-	-	-	-	-	-	10.138	10.575	17	1-1546310-7
-	-	-	-	-	-	-	-	-	-	-	9.575	10.012	16	1-1546310-6
-	-	-	-	-	-	-	-	-	-	-	9.012	9.449	15	1-1546310-5
△/△	-	-	-	-	-	-	-	14	14	14	8.449	8.886	14	4-1546310-9
-	-	-	-	-	-	-	-	-	-	-	8.449	8.886	14	1-1546310-4

NOTES	⑨	⑧	⑦	⑥	⑤	④	③	②	①	DIM B	DIM A	NO. OF PINS	PART NUMBER
OTHER JUMPER	250 OC TAB 90° DOUBLE SIDE	250 OC TAB 90° DOUBLE SIDE	250 OC TAB 90° DOUBLE SIDE	250 OC TAB 45° DOUBLE SIDE	250 OC TAB 45° DOUBLE SIDE	250 OC TAB 90° SINGLE SIDE	250 OC TAB 90° SINGLE SIDE	250 OC TAB 90° SINGLE SIDE	250 OC TAB STRAIGHT SINGLE SIDE				

THIS DRAWING IS A CONTROLLED DOCUMENT.

DRN: S. SCHLEGEL 16/FEB/07	TE Connectivity
CHK: S. YODER 2/16/07	
APPD: S. YODER	
PRODUCT SPEC: 14.3 (.563) DBL ROW BARRIER STRIP W/O WASHER	
APPLICATION SPEC: -	SIZE: A2
WEIGHT: -	CAGE CODE: 00779
MATERIAL: -	DRAWING NO: C=1546310
FINISH: -	RESTRICTED TO: -
CUSTOMER DRAWING	SCALE: NTS SHEET: 2 of 4 REV: T4

4

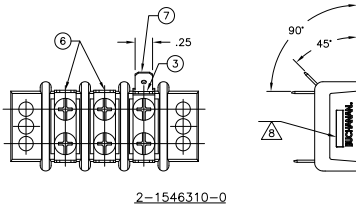
3

2

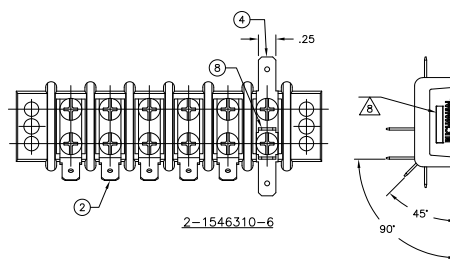
1

THIS DRAWING IS UNPUBLISHED. RELEASED FOR PUBLICATION
 © COPYRIGHT - By - ALL RIGHTS RESERVED.

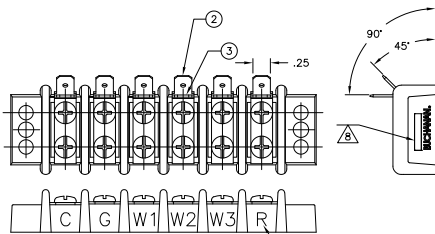
LOC	DIST	REVISIONS					
FT	0	P	LTR	DESCRIPTION	DATE	BY	APD
-	-	-	-	SEE SHEET 1	-	-	-



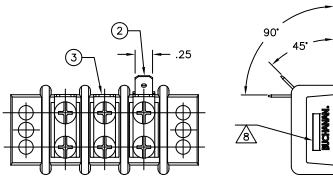
2-1546310-0



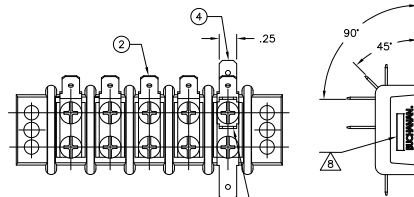
2-1546310-6



1546636-1



2-1546310-4



2-1546310-7

THIS DRAWING IS A CONTROLLED DOCUMENT.		DR: S. SCHLEGEL 10FEB2007	TE Connectivity	
DIMENSIONS: INCHES		OK: S. YODER 2/18/07	14.3 (.563) DBL ROW BARRIER STRIP W/O WASHER	
TOLERANCES UNLESS OTHERWISE SPECIFIED:		APD: S. YODER 2/18/07	RESTRICTED TO	
Ø	PLC	APPLICATION SPEC:	SIZE	CAGE CODE
Ø	PLC	PRODUCT SPEC:	A2	00779
Ø	PLC	WEIGHT:	DRAWING NO: C=1546310	
Ø	PLC	FINISH:	SCALE	
Ø	PLC		CUSTOMER DRAWING	
Ø	PLC		NTS	
Ø	PLC		SHEET 3 of 4	
Ø	PLC		REV T4	

1546310

B

A

4

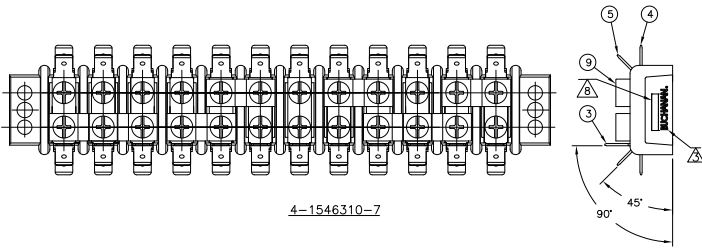
3

2

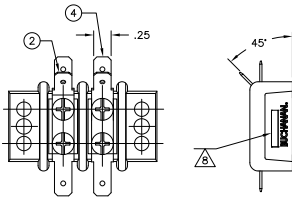
1

THIS DRAWING IS UNPUBLISHED. RELEASED FOR PUBLICATION
 © COPYRIGHT - By - ALL RIGHTS RESERVED.

LOC	DIST	REVISIONS			
P	LTR	DESCRIPTION	DATE	BY	APPD
FT	0	SEE SHEET 1	-	-	-



4-1546310-7



5-1546310-1

THIS DRAWING IS A CONTROLLED DOCUMENT.		DWG: S. SCHLEGEL 10/FEB/2007 CHK: S. YODER 2/18/07 S. YODER APPD: S. YODER 2/18/07 PRODUCT SPEC:	
DIMENSIONS: INCHES 0 PLG # - 1 PLG # - 2 PLG # - 3 PLG # - 4 PLG # - ANGLES # - FINISH -	DIMENSIONS: INCHES 0 PLG # - 1 PLG # - 2 PLG # - 3 PLG # - 4 PLG # - ANGLES # - FINISH -	NAME: S. YODER 2/18/07 APPLICATION SPEC: WEIGHT:	14.3 (.563) DBL ROW BARRIER STRIP W/O WASHER SIZE: A2 CAGE CODE: 00779 DRAWING NO: C=1546310 RESTRICTED TO:
MATERIAL: -		CUSTOMER DRAWING	SCALE: NTS SHEET: 4 of 4 REV: T4