

4

3

2

1

THIS DRAWING IS UNPUBLISHED. RELEASED FOR PUBLICATION
 © COPYRIGHT - By - ALL RIGHTS RESERVED.

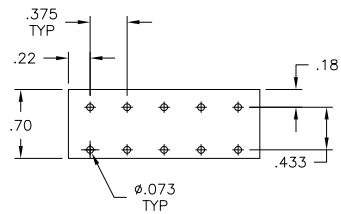
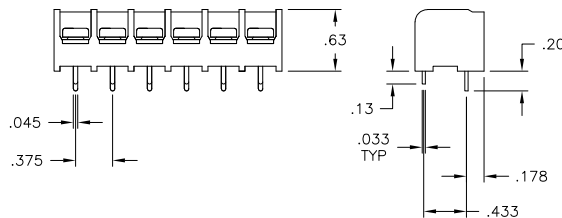
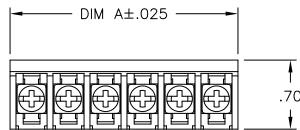
LOC	DIST	REVISIONS			
P	LTR	DESCRIPTION	DATE	DWN	APVD
FT	0				
	A4	REVISED PER ECO-11-004820	11MAR11	RK	HMR

MATERIAL:
 HOUSING: THERMOPLASTIC, UL94V-0, BLACK.
 TERMINALS: BRIGHT TIN PLATED, COPPER ALLOY.
 SCREWS: 6-32, STEEL, .0002 MIN ZINC PLATED WITH CLEAR CHROMATE COATING.

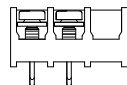
ELECTRICAL:
 RATED CURRENT UL/CSA:
 CLASS C: 25A, 300V
 CLASS D: 5A, 600V
 WIRE RANGE: 12-22 AWG.

MECHANICAL:
 RECOMMENDED TORQUE: 7 IN.-LB.
 OPERATING TEMP.: 105°C MAX.

- ⚠ SCREWS ARE BOTTOMED.
- ⚠ OBSOLETE PARTS: OBSOLETE CIS STREAMLINING PER D.RENAUD/D.SINISI



RECOMMENDED PCB LAYOUT



~~2-1546158-2~~

11.311	30	6DBL-30-006	2-1546685-2
10.936	29	6DBL-29-006	2-1546685-1
10.561	28	6DBL-28-006	2-1546685-0
10.186	27	6DBL-27-006	1-1546685-9
9.811	26	6DBL-26-006	1-1546685-8
9.436	25	6DBL-25-006	1-1546685-7
9.061	24	6DBL-24-006	1-1546685-6
8.686	23	6DBL-23-006	1-1546685-5
8.311	22	6DBL-22-006	1-1546685-4
7.936	21	6DBL-21-006	1-1546685-3
7.561	20	6DBL-20-006	1-1546685-2
7.186	19	6DBL-19-006	1-1546685-1
6.811	18	6DBL-18-006	1-1546685-0
6.436	17	6DBL-17-006	1546685-9
6.061	16	6DBL-16-006	1546685-8
5.686	15	6DBL-15-006	1546685-7
5.311	14	6DBL-14-006	1546685-6
4.936	13	6DBL-13-006	1546685-5
4.561	12	6DBL-12-006	4-1437651-8
4.186	11	6DBL-11-006	1546685-4
3.811	10	6DBL-10-006	1546685-3
3.436	9	6DBL-09-006	1546685-2
3.061	8	6DBL-08-006	1546685-1
2.686	7	6DBL-07-006	2-1546158-4
2.311	6	6DBL-06-006	4-1437651-6
1.936	5	6DBL-05-006	2-1546158-3
1.561	4	6DBL-04-006	4-1437651-1
1.186	3	6DBL-03-006	3-1437651-8
1.186	2	6DBL-02-1307	2-1546158-2
.811	2	6DBL-02-1391	2-1546685-3
.811	2	6DBL-02-006	3-1437651-4

DIM. "A"	NO. OF POS.	CATALOG NUMBER	PART NO.

THIS DRAWING IS A CONTROLLED DOCUMENT.

DWN S SCHLEGEL 5/26/04
 CHK S YODER 5/26/04
 APVD S YODER 5/26/04

STE TE Connectivity

NAME: 6DBL-XX-006 ASSEMBLY

SIZE: A3 CAGE CODE: 00779 DRAWING NO: 3-1437651-4 RESTRICTED TO: -

WEIGHT: -

CUSTOMER DRAWING SCALE: NTS SHEET: 1 of 1 REV: A4

DIMENSIONS:	TOLERANCES UNLESS OTHERWISE SPECIFIED:
INCHES	
0 PLC	± -
1 PLC	± -
2 PLC	± .02
3 PLC	± .010
4 PLC	± -
ANGLES	± -
MATERIAL	FINISH
-	-