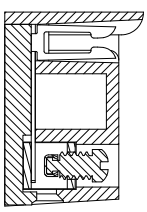


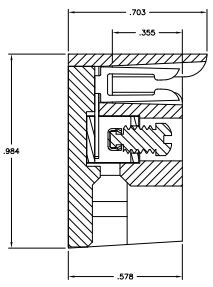
THIS DRAWING IS UNPUBLISHED. REPRODUCED FOR YOUR INFORMATION.
 © 2008 BY TYS ELECTRONICS CORPORATION. ALL RIGHTS RESERVED.

| REV. NO. | | DATE | DESCRIPTION | BY | CHKD |
|----------|---------------------------|------|-------------|---------|--------|
| 01 | REVISED PER EDD-10-022548 | | | DANOVIC | HMR CR |

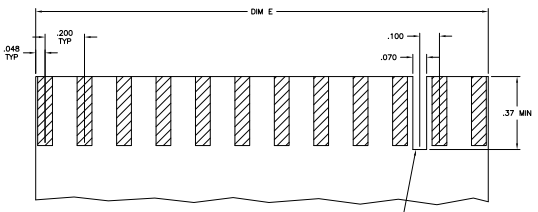
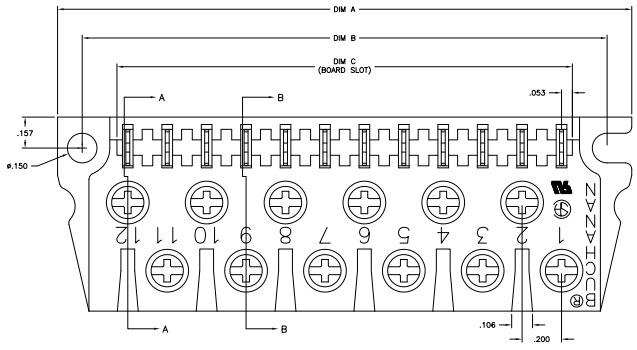
NOTES:
MATERIAL:
 HOUSING: POLYESTER, UL94V-0, WHITE.
 TUBULAR CONTACT: BRASS.
 PC CONTACT: PHOSPHOR BRONZE, GOLD OVER NICKEL PLATE.
 SCREW: 6-32, STEEL, ZINC CHROMATE FINISH.
 CLAMP: BRASS.
MECHANICAL:
 PITCH: .200"
 WIRE STRIP LENGTH: .25"
 RECOMMENDED TIGHTENING TORQUE: 5-8 IN.-LBS.
 BOARD INSERTION FORCE: 5.6 OZ. PER CKT.
 BOARD SEPARATION FORCE: 1.6 OZ. PER CKT.
ELECTRICAL:
 MAX. CURRENT: 10A.
 OPERATING VOLTAGE: 250V.
 DIELECTRIC WITHSTAND: 2500V.
 WIRE RANGE: #12 STRANDED ONLY.
 INSULATION RESISTANCE:
 CONTACT RESISTANCE:
ENVIRONMENTAL:
 OPERATING TEMP.: -55°C TO +140°C.



SECTION A-A



SECTION B-B



RECOMMENDED PCB LAYOUT

| DIM E | DIM C | DIM B | DIM A | NO. OF POS. | CATALOG NUMBER | PART NUMBER |
|-------|-------|-------|-------|-------------|----------------|-------------|
| 7.095 | 7.110 | 7.470 | 7.720 | 36 | PCB1A36A | 1-1437410-B |
| 5.895 | 5.910 | 6.270 | 6.520 | 30 | PCB1A30A | 1-1437410-4 |
| 4.695 | 4.710 | 5.070 | 5.320 | 24 | PCB1A24A | 1-1437410-2 |
| 3.495 | 3.510 | 3.870 | 4.120 | 18 | PCB1A18A | 1-1437410-3 |
| 2.295 | 2.310 | 2.670 | 2.920 | 12 | PCB1A12A | 1437410-B |

THIS DRAWING IS A CONTROLLED DOCUMENT. TYS ELECTRONICS CORPORATION, Harrisburg, PA 17105-3608

DATE: 10/07/09
 DRAWING NO: 1437410-B
 CUSTOMER DRAWING

NO. OF POS.: 36
 CATALOG NUMBER: PCB1A36A
 PART NUMBER: 1-1437410-B

PCB1A ASSEMBLY
 SELECT GOLD PLATE

DATE: 10/07/09
 DRAWING NO: 1437410-B
 CUSTOMER DRAWING

SIZE: 4.1 x 1.1 x .01