

4

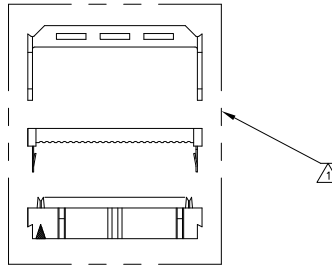
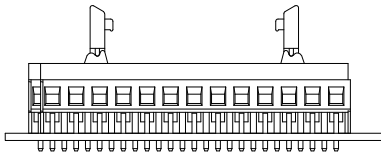
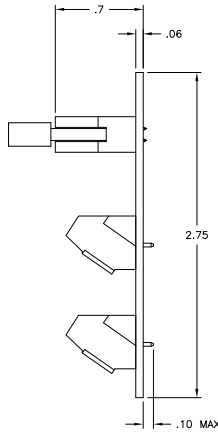
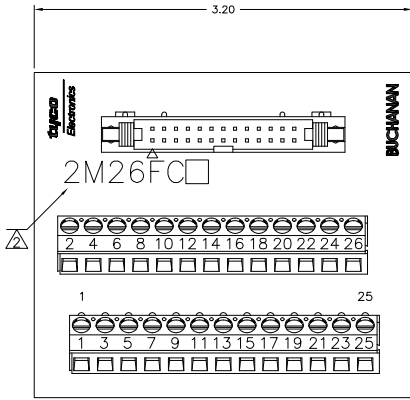
3

2

1

THIS DRAWING IS UNPUBLISHED. RELEASED FOR PUBLICATION
 © COPYRIGHT BY TYCO ELECTRONICS CORPORATION. ALL RIGHTS RESERVED.

LOC	DIST	REVISIONS					
FT	0	P	LTR	DESCRIPTION	DATE	MIN	APD
		B		REVISED PER ECO-05-10413	9/30/05	SS	SRV



HEADER:
MATERIALS:
 HEADER: COPPER ALLOY, GOLD PLATE, 94V-0 THERMOPLASTIC.
 CONNECTOR: COPPER ALLOY, GOLD PLATE, 94V-0 THERMOPLASTIC.

ELECTRICAL:
 RATING: 1 AMPERE MAX. (CONNECTOR).

MECHANICAL:
 WIRE RANGE: 26-30 AWG SOLID, 28 AWG STRANDED.

TERMINAL BLOCK:
MATERIALS:
 HOUSING: THERMOPLASTIC NYLON, BLACK, 94V-0.
 TERMINALS: COPPER ALLOY, TIN PLATED.
 SCREWS: 3M, BRASS, NICKEL PLATED.

ELECTRICAL:
 RATING: 10A, 300V(UL).

MECHANICAL:
 WIRE RANGE: 14-22 AWG.

MOUNTING:
MATERIALS:
 MOUNTING: 2TK2 AND 2TK2D SERIES SNAPTRACK (SOLD SEPARATELY).

- ⚠ ALL CONNECTOR/STRAIN RELIEF COMPONENTS TO BE SHIPPER LOOSE AND UNASSEMBLED.
- ⚠ CATALOG NUMBER MARKED HERE.
- ⚠ CONTAINS NO TIN-LEAD PLATING.

⚠ 2M26FCL	1776630-1
2M26FC	1-1437684-9
CATALOG NUMBER	PART NUMBER

THIS DRAWING IS A CONTROLLED DOCUMENT.		DRW	M.S. FEHER	01APR2004	Tyco Electronics Corporation Harrisburg, PA 17105-3608			
DIMENSIONS:		CHK	S. YODER	01APR2004				
INCHES		APPD	S. YODER	01APR2004	2M26FC ASSEMBLY			
OTHER DIMENSIONS UNLESS OTHERWISE SPECIFIED:		NAME						
①		APPLICATION SPEC			SIZE	CHG CODE	DRAWING NO	RESTRICTED TO
MATERIAL		WEIGHT			A2	00779	C=1-1437684-9	
FINISH					CUSTOMER DRAWING		SCALE	NTS
							SHEET	1 of 1
							REV	B

AMP 1471-9 REV 31MM2000

1-1437684-9