

4

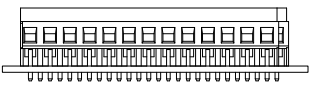
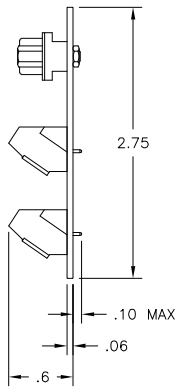
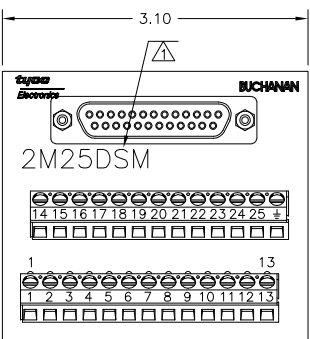
3

2

1

THIS DRAWING IS UNPUBLISHED. RELEASED FOR PUBLICATION  
 © COPYRIGHT BY TYCO ELECTRONICS CORPORATION. ALL RIGHTS RESERVED.

LOC	DIST	REVISIONS			
P	LTR	DESCRIPTION	DATE	DWN	APVD
FT	0				
	E1	REVISED PER ECO-06-855	1/12/06	SS	SRY



**D-SUB CONNECTOR:**  
 MATERIALS:  
 HOUSING: THERMOPLASTIC POLYESTER, 94V-0.  
 CONTACTS: COPPER ALLOY, GOLD PLATED.

MECHANICAL:  
 WIRE RANGE: 26-30 AWG SOLID, 28 AWG STRANDED.

**TERMINAL BLOCK:**  
 MATERIALS:  
 HOUSING: THERMOPLASTIC NYLON, BLACK, 94V-0.  
 TERMINALS: COPPER ALLOY, TIN PLATE.  
 SCREWS: 3M, BRASS, NICKEL PLATED.

ELECTRICAL CSA/UL:  
 RATING: 10A, 300V.

MECHANICAL:  
 WIRE RANGE: 14-22 AWG.

**MOUNTING:**  
 MATERIALS: RIGID PVC, GRAY.  
 MOUNTING: 2TK2 AND 2TK2D SERIES SNAPTRACK,  
 (SOLD SEPARATELY).

- NOTES:**
- ⚠ CATALOG NUMBER MARKED HERE.
  - ⚠ CONTAINS NO TIN-LEAD PLATING.

⚠	2M25DSML	1776606-1
	2M25DSM	1-1437684-8
	CATALOG NO.	PART NUMBER

THIS DRAWING IS A CONTROLLED DOCUMENT.		OWN S SCHLEGEL 08JUL02	Tyco Electronics Corporation Harrisburg, PA 17105-3608	
DIMENSIONS: INCHES		CHK H WAKEEM 7/8/02		
TOLERANCES UNLESS OTHERWISE SPECIFIED:		APVD H WAKEEM 7/8/02	NAME 2M25DSM ASSEMBLY	
0 PLC ± - 1 PLC ± .1 2 PLC ± .01 3 PLC ± - 4 PLC ± - ANGLES ± -		PRODUCT SPEC -	SIZE A3	
MATERIAL -		FINISH -	CAGE CODE 00779	DRAWING NO 1-1437684-8
		WEIGHT -	RESTRICTED TO -	
		CUSTOMER DRAWING	SCALE NTS	SHEET 1 of 1
			REV E1	