

4

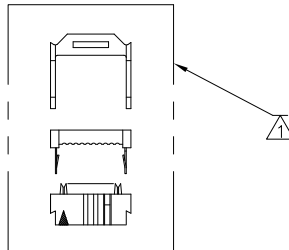

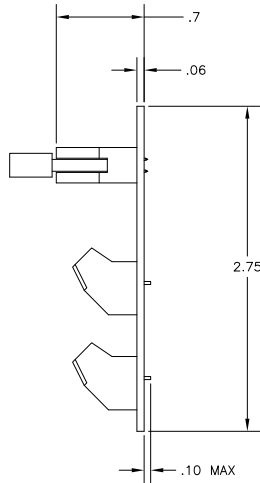
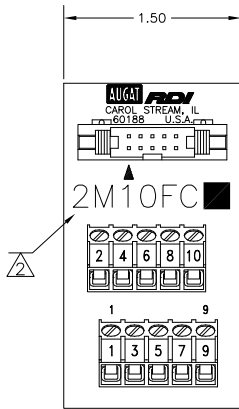
3

2

1

THIS DRAWING IS UNPUBLISHED. RELEASED FOR PUBLICATION
 © COPYRIGHT BY TYCO ELECTRONICS CORPORATION. ALL RIGHTS RESERVED.

LOC	DIST	REVISIONS					
FT	0	F	LR	DESCRIPTION	DATE	MIN	APD
		A		REVISED PER ECO-05-10413	9/30/05	SS	SRY



HEADER:
MATERIALS:
 HEADER: COPPER ALLOY, GOLD PLATED, 94V-0 THERMOPLASTIC.
 CONNECTOR: COPPER ALLOY, GOLD PLATED, 94V-0 THERMOPLASTIC.

ELECTRICAL:
 RATING: 1 AMPERE MAX. (CONNECTOR).

MECHANICAL:
 WIRE RANGE: 26-30 AWG SOLID, 28 AWG STRANDED.

TERMINAL BLOCK:
MATERIALS:
 HOUSING: THERMOPLASTIC NYLON, BLACK, 94V-0.
 TERMINALS: COPPER ALLOY, TIN PLATED.
 SCREWS: 3M, BRASS, NICKEL PLATED

ELECTRICAL:
 RATING: 10A, 300V(UL).

MECHANICAL:
 WIRE RANGE: 14-22 AWG.

MOUNTING:
MATERIALS:
 MOUNTING: 2TK2 AND 2TK2D SERIES SNAPTRACK, (SOLD SEPARATELY).

- ⚠ ALL CONNECTOR/STRAIN RELIEF COMPONENTS TO BE SHIPPER LOOSE AND UNASSEMBLED.
- ⚠ CATALOG NUMBER MARKED HERE.
- ⚠ CONTAINS NO TIN-LEAD PLATING.

⚠	2M10FCL	1776615-1
	2M10FC	1437684-5
	CATALOG NO.	PART NUMBER

THIS DRAWING IS A CONTROLLED DOCUMENT.		DRW	M.S. FEHER	31MAR2004	Tyco Electronics Corporation Harrisburg, PA 17105-3608
		CHK	S. YODER	31MAR2004	
		APPD	S. YODER	31MAR2004	Tyco Electronics
		NAME			
DIMENSIONS:		TOLERANCES UNLESS OTHERWISE SPECIFIED:		APPLICATION SPEC:	
INCHES		0 PLC	± .005	SIZE	
		1 PLC	± .01	CASE CODE	
		2 PLC	± .01	DRAWING NO	
		3 PLC	± .01	RESTRICTED TO	
		4 PLC	± .01	A2 00779 C-1437684-5	
MATERIAL		FINISH		CUSTOMER DRAWING	
				SCALE NTS SHEET 1 of 1 REV A	

AMP 1471-9 REV 31MAR2000

1437684-5

A