

4

3

2

1

THIS DRAWING IS UNPUBLISHED.

RELEASED FOR PUBLICATION

ALL RIGHTS RESERVED.

COPYRIGHT - By -

Loc FT 0

REVISIONS

P	LTR	DESCRIPTION	DATE	DWN	APVD
D1		REVISED PER ECO-11-005027	11MAR11	RK	HMR

SPECIFICATIONS:D-SUB CONNECTOR:MATERIALS:

HOUSING: THERMOPLASTIC POLYESTER, 94V-0.

CONTACTS: COPPER ALLOY, GOLD OVER NICKEL

MECHANICAL:

WIRE RANGE: 26-30 AWG SOLID, 28 AWG STRANDED


TERMINAL BLOCK:MATERIALS:

HOUSING: THERMOPLASTIC NYLON, BLACK, 94V-0.

TERMINALS: COPPER ALLOY, BRIGHT ACID-TIN OVER

COPPER PLATED.

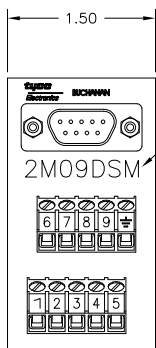
SCREWS: 3M, BRASS, NICKEL PLATED.

ELECTRICAL:RATING: 10A, 300V, MECHANICAL:

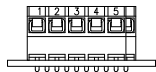
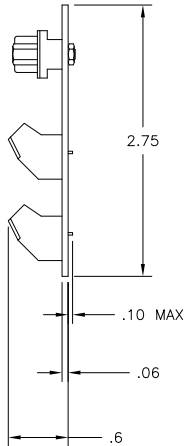
WIRE RANGE: 14-22 AWG.


MOUNTING:


MATERIALS: RIGID PVC, GRAY.

MOUNTING: 2TK2 AND 2TK2D SERIES SNAPTRACK,
(SOLD SEPARATELY). CONTAINS NO TIN-LEAD PLATING.

CAT. NO.



	2M09DSML	1546693-1
	2M09DSM	1437684-3
	CATALOG NO.	PART NUMBER

DIMENSIONS:		TOLERANCES UNLESS OTHERWISE SPECIFIED:		DWN		08JUL02		TE Connectivity	
INCHES				CHK	S. SCHLEGEL	7/8/02			
				APVD	H. WAKEEM	7/8/02		NAME	
				PRODUCT SPEC				2M09DSM ASSEMBLY	
				APPLICATION SPEC				RESTRICTED TO	
MATERIAL		FINISH		WEIGHT		SIZE		CAGE CODE	
-		-		-		A3		00779	
				CUSTOMER DRAWING		DRAWING NO		1437684-3	
						SCALE		SHEET	
						NTS		1 of 1	
								REV	
								D1	

1470-19 (3/11)