

4

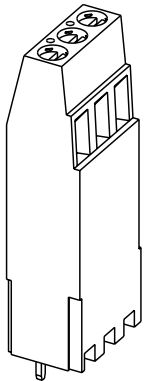
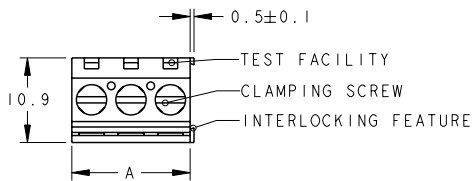
3

2

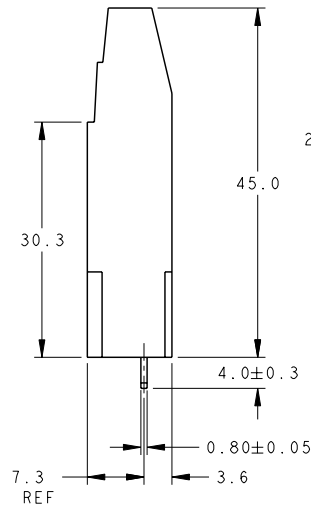
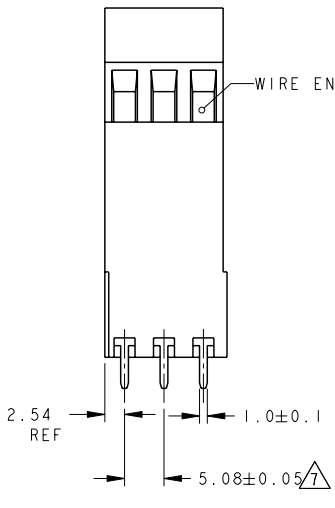
1

THIS DRAWING IS UNPUBLISHED. RELEASED FOR PUBLICATION  
 © COPYRIGHT 20 BY TYCO ELECTRONICS CORPORATION. ALL RIGHTS RESERVED.

LOC	DIST	REVISIONS					
FT	0	P	LTR	DESCRIPTION	DATE	DWN	APVD
		C6		REVISED PER ECO-11-003145	15FEB2011	HMR	CR

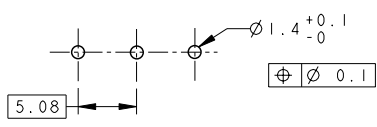


- 1 MATERIALS AND FINISH  
 HOUSING: PA 6-6, UL 94-V0, COLOR GREEN.  
 CLAMP: BRASS, NICKEL PLATED.  
 TERMINAL: BRASS, TIN PLATED.  
 CLAMPING SCREW: M3, BRASS, NICKEL PLATED.
- 2 SUITABLE FOR 1.6-2.4mm PC BOARD THICKNESS.
- 3 END-TO-END STACKABLE W/INTERLOCK WITHOUT LOSS OF CENTERLINE SPACING.
- 4 WIRE SIZE RANGE: 12 - 30 AWG
- 5 RECOGNIZED UNDER THE COMPONENT PROGRAM OF UNDERWRITERS LABORATORIES INC. FILE N° E60677.
- 6 IMQ CERTIFICATE WITH SURVEILLANCE IMQ IN CONFORMITY WITH IEC 998-1/998-2-1.
- 7 NOT CUMULATIVE TOLERANCE.
- 8 P/N 1-282925-0 IS A KIT PACKAGE COMPRISED OF THE FOLLOWING: (3) OF 25 POS. GLUED ASSEMBLIES AND (4) OF 22 POS. GLUED ASSEMBLIES. EACH GLUED ASSEMBLY IS PACKAGED SEPARATLY IN A UNIT BOX.
- 9 INK MARKING, BLACK COLOR. NUMERICAL SEQUENCE: FROM LEFT TO RIGHT FOR EACH GLUED ASSEMBLY.
- 10 INK MARKING, BLACK COLOR. SEE DETAIL FOR MARKING.
- 11 PARTS TO BE SHIPPED WITH CAGES IN THE CLOSED POSITION WITH SCREW TORQUE TO 3 IN-lbs MIN.
- 12 PRELIMINARY PART NUMBER
- 13 SECTIONS GLUED USING CYANOLIT 241F OR TE ENGINEERING APPROVED EQUIVALENT.



DIM A	N° OF POS.	PART NUMBER
60.96	12	2-282925-3
76.20	15	2-282925-2
106.68	21	2-282925-1
76.20	15	1-282925-5
60.96	12	1-282925-2
828.04	163	1-282925-0
15.24	3	282925-3
10.16	2	282925-2

RECOMMENDED PC BOARD LAYOUT



<small>THIS DRAWING IS A CONTROLLED DOCUMENT FOR TYCO ELECTRONICS CORPORATION          IT IS SUBJECT TO CHANGE AND THE CONTROLLING ENGINEERING ORGANIZATION          SHOULD BE CONTACTED FOR THE LATEST REVISION.</small>		DWN 09NOV2001 E. ZANOLINI CHK 09NOV2001 D. BIEVENOUR APVD 09NOV2001 D. BIEVENOUR	Tyco Electronics Harrisburg, PA 17105-3608
DIMENSIONS: mm TOLERANCES UNLESS OTHERWISE SPECIFIED: 0 PLC ±. 1 PLC ±.3 2 PLC ±.25 3 PLC ±. 4 PLC ±. ANGLES ±2	MATERIAL 1 FINISH 1	NAME TERMINAL BLOCK, PCB MOUNT 3RD LEVEL STACKING W/INTERLOCK, 5.08mm PITCH	SIZE CAGE CODE DRAWING NO RESTRICTED TO A3 00779 C-282925 -
APPLICATION SPEC 108-20166 WEIGHT 114-20079		CUSTOMER DRAWING SCALE 2:1 SHEET 1 OF 3 REV C6	

4

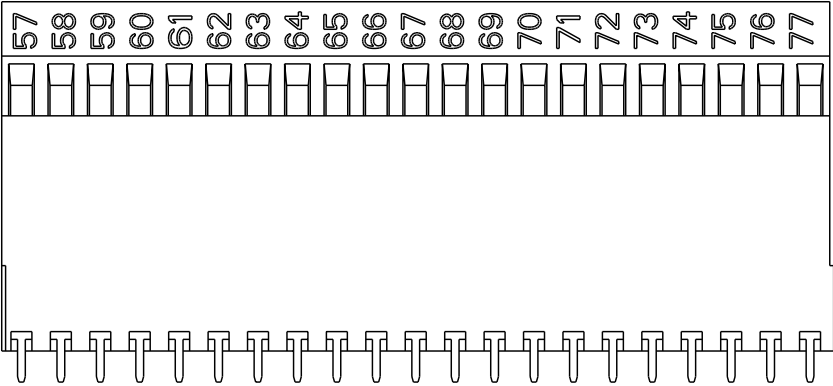
3

2

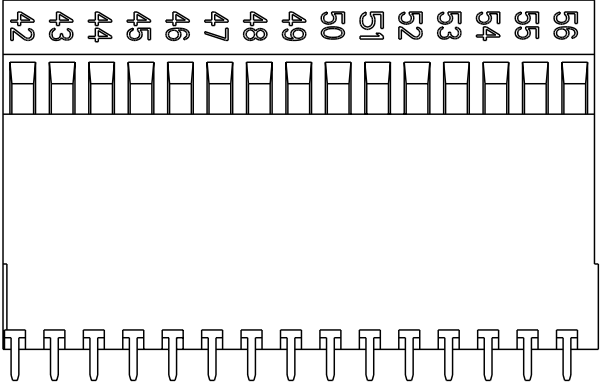
1

THIS DRAWING IS UNPUBLISHED. RELEASED FOR PUBLICATION 20  
 © COPYRIGHT 20 BY TYCO ELECTRONICS CORPORATION. ALL RIGHTS RESERVED.

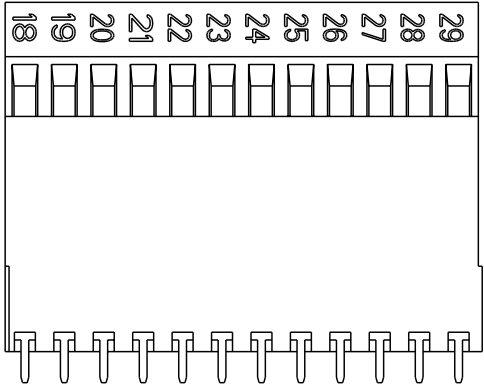
LOC	DIST	REVISIONS					
FT	0	P	LTR	DESCRIPTION	DATE	DWN	APVD
		-		SEE SHEET 1		-	-






DETAIL D  
SCALE 2:1



DETAIL C  
SCALE 2:1



DETAIL B  
SCALE 2:1

<small>THIS DRAWING IS A CONTROLLED DOCUMENT FOR TYCO ELECTRONICS CORPORATION          IT IS SUBJECT TO CHANGE AND THE CONTROLLING ENGINEERING ORGANIZATION          SHOULD BE CONTACTED FOR THE LATEST REVISION.</small>		DWN 09NOV2001 E. ZANOLINI CHK 09NOV2001 D. BIEVENOUR APVD 09NOV2001 D. BIEVENOUR	Tyco Electronics Harrisburg, PA 17105-3608
DIMENSIONS: mm 	TOLERANCES UNLESS OTHERWISE SPECIFIED: 0 PLC ±. 1 PLC ±.3 2 PLC ±.25 3 PLC ±. 4 PLC ±. ANGLES ±2	NAME TERMINAL BLOCK, PCB MOUNT 3RD LEVEL STACKING W/INTERLOCK, 5.08mm PITCH	RESTRICTED TO -
MATERIAL - 	FINISH - 	PRODUCT SPEC 108-20166 APPLICATION SPEC 114-20079 WEIGHT - SIZE A3 CAGE CODE 00779 DRAWING NO. C-282925	CUSTOMER DRAWING SCALE 2:1 SHEET 2 OF 3 REV C6

4

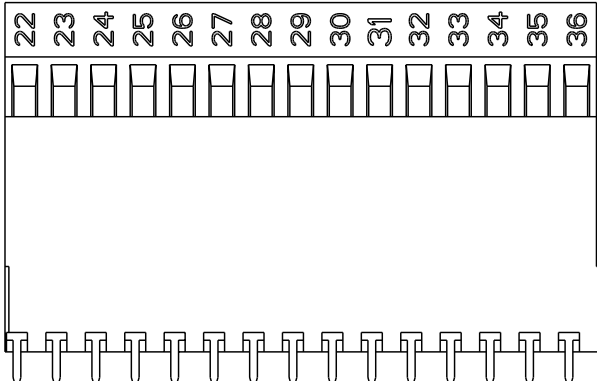
3

2


1

THIS DRAWING IS UNPUBLISHED. RELEASED FOR PUBLICATION 20  
 © COPYRIGHT 20 BY TYCO ELECTRONICS CORPORATION. ALL RIGHTS RESERVED.

LOC	DIST	REVISIONS				
P	LTR	DESCRIPTION	DATE	DWN	APVD	
-	-	SEE SHEET 1	-	-	-	



DETAIL E  
SCALE 2:1



DETAIL F  
SCALE 2:1

<small>THIS DRAWING IS A CONTROLLED DOCUMENT FOR TYCO ELECTRONICS CORPORATION          IT IS SUBJECT TO CHANGE AND THE CONTROLLING ENGINEERING ORGANIZATION          SHOULD BE CONTACTED FOR THE LATEST REVISION.</small>		DWN 09NOV2001 E. ZANOLINI CHN 09NOV2001 D. BIEVENOUR APVD 09NOV2001 D. BIEVENOUR	Tyco Electronics Harrisburg, PA 17105-3608
DIMENSIONS: mm	TOLERANCES UNLESS OTHERWISE SPECIFIED: 0 PLC ±. 1 PLC ±.3 2 PLC ±.25 3 PLC ±. 4 PLC ±. ANGLES ±2	NAME TERMINAL BLOCK, PCB MOUNT 3RD LEVEL STACKING W/INTERLOCK, 5.08mm PITCH	RESTRICTED TO -
	MATERIAL - FINISH -	PRODUCT SPEC 108-20166 APPLICATION SPEC 114-20079 WEIGHT -	SIZE A3 CAGE CODE 00779 DRAWING NO C-282925
CUSTOMER DRAWING		SCALE 1:1	SHEET 3 OF 3 REV C6

AMP 1470-19 REV 31MAR2000