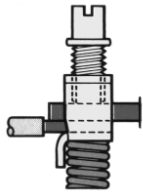



Screw Clamp Connections


Spring Loaded



RSF 3



RSF 1



Available Options	Version	Part No.	Part No.
Molding material	TS 32 Polyamide	0497560000	
	TS 35 Polyamide	9501160000	
	TS 32 Melamine		0270320000
Dimensions			
Width / Length / Height mm (in.)	with TS 32	8/50/60 (.31/1.97/2.36)	11/50/60 (.43/1.97/2.36)
Insulating stripping length	mm (in.)	12 (.47)	12 (.47)
Technical Data			
Rated voltage / rated current / wire size	UL CSA	600 V / 25 A / #22...12 AWG 600 V / 25 A / #22...12 AWG	600 V / 40 A / #14...8 AWG 300 V / 50 A / #14...8 AWG
Terminal Rail (2 m)			
	Steel	Type TS 32	Type TS 32
	Steel (M6 Slots)	Part No. 0122800000 0676100000	Part No. 0122800000 0676100000
Locking pin (1 m)—optional	Steel	SST 3 0152700000	SST 3 0152700000
End Bracket (thickness mm)			
		EWK 1 (8.5) 0206160000	EWK I (85) 0206160000
End Plate (thickness mm)			
	Polyamide	AP (3) 0270460000	
	Melamine		AP (3) 0270420000
Partition (thickness mm)			
	Polyamide	TW (1.5) 3877960000	
	Resin bonded paper	TW (2) 3833500000	TW (2) 3833500000
	Resin bonded paper	TW (0.5) 0474700000	TW (0.5) 0474700000
	Polyamide	TSch 1 0319160000	
Jumper			
	Note: Final number in model indicates no. of poles (e.g. QL 2 = 2 poles). For additional information, see Accessories section.	QL 2 0194300000	QL 2 0267400000
		QL 3 0194400000	QL 3 0267500000
		QL 4 0194500000	QL 4 0267600000
		QL 10 0338300000	QL 10 0341700000
		Sleeve VH 13.5 0248500000	Sleeve VH 17.5 0285200000
		Screw BS (M3 x 20) 0303000000	Screw BS (M3 x 25) 0292500000
		Washer SS 0164400000	Washer SS 0164400000
Switching Link			
	2-way		VL 2 0528400000
	Sleeve		VH 27 0309400000
	Screw		BS (M3 x 35) 0309800000
Test Plugs			
	Plug	PS (2.30) 0180400000	PS (40) 0299600000
	Plug bolt	StB 14 0168600000	StB 18 0286500000
Cover (1 m)			
	Transparent cover	ADP 2 0485300000	ADP 2 0485300000
	Support bracket	HP 2 0485660000	HP 2 0485660000
Hooked Blade Crimp*			
	#22...16 AWG	9100500000	9100200000
	#16...14 AWG	9100600000	9100300000
	#12...10 AWG		9100400000
Marking Tags			
All marking systems are shown in Accessories Section.	DEK 5/8	1653340001	DEK 5/8 1653340001
	DEK 5/8	1653350001	DEK 5/8 1653350001

*To accommodate two hooked bladed crimps back-to-back per terminal, one should be located in the current bar slot, the second through the lower part of the clamp.