

SECTION C-C SHOWING STRAIGHT PINS

- NOTES
- CONTACT-PLATED PHOSPHOR BRONZE. (SEE SHEET 2)
 - HOUSING POLYESTER (PBT), 15% GLASS FILL, UL94-V0. COLOR: BLACK. ALSO POLYAMIDE (PA4/6), 30% GLASS FILL, UL94-V0. COLOR: NATURAL.
 - FOR (0.635) / .025 SQ. MALE PINS THE LENGTH MUST BE (5.65) / .222 MIN & (7.00) / .276 MAX. TO ENSURE GOOD CONNECTION WITH CONTACT.
 - PRODUCT SPECIFICATION: PS-99020-0001
 - PCB THICKNESS 1.6MM

UPDATE TOL SYMMETRY EC NO: S2010-0968 2010/05/26 DRYNSKANG CHKDATSEE 2010/06/04 APPR:HLONG 2010/06/05	QUALITY SYMBOLS ▽=0 ▽=0 ▽=0	GENERAL TOLERANCES (UNLESS SPECIFIED)		DIMENSION STYLE MM ONLY	SCALE NTS	DESIGN UNITS METRIC	THIRD ANGLE PROJECTION		
		4 PLACES ± --- ± ---	3 PLACES ± --- ± ---	2 PLACES ± 0.15 ± ---	1 PLACE ± --- ± ---	ANGULAR ± 2 °	DRAWN BY DB 1987/07/14	DATE DATE 2005/03/02	TITLE C-GRID III SINGLE ROW HORIZONTAL P.C BOARD CONN.
		DRAFT WHERE APPLICABLE MUST REMAIN WITHIN DIMENSIONS		SEE TABLE		MATERIAL NO.	DOCUMENT NO.	SHEET NO.	
		THIS DRAWING CONTAINS INFORMATION THAT IS PROPRIETARY TO MOLEX INCORPORATED AND SHOULD NOT BE USED WITHOUT WRITTEN PERMISSION		SDA-90148		1 OF 3			

10 9 8 7 6 5 4 3 2 1

PART NO's - STRAIGHT PINS		PART NO.	NO OF CKTS.	DIM. A		DIM. B (± 0.30)		NO. PER TUBE
STANDARD	CUSTOMER SPECIFIC							
90148-1X02		90148-4X02	2	(2.54)	.100	(5.08)	.200	105
↑ 03	↑	↑ 03	3	(5.08)	.200	(7.62)	.300	72
↑ 04	↑	↑ 04	4	(7.62)	.300	(10.16)	.400	52
↑ 05	↑	↑ 05	5	(10.16)	.400	(12.70)	.500	44
↑ 06	90148-9X06	↑ 06	6	(12.70)	.500	(15.24)	.600	36
↑ 07	↑	↑ 07	7	(15.24)	.600	(17.78)	.700	30
↑ 08	↑	↑ 08	8	(17.78)	.700	(20.32)	.800	26
↑ 09	↑	↑ 09	9	(20.32)	.800	(22.86)	.900	24
↑ 10	↑	↑ 10	10	(22.86)	.900	(25.40)	1.000	22
↑ 11	↑	↑ 11	11	(25.40)	1.000	(27.94)	1.100	18
↑ 12	↑	↑ 12	12	(27.94)	1.100	(30.48)	1.200	18
↑ 13	↑	↑ 13	13					16
↑ 14	↑	↑ 14	14	(33.02)	1.300	(35.56)	1.400	14
↑ 15	↑	↑ 15	15	(35.56)	1.400	(38.10)	1.500	14
↑ 16	↑	↑ 16	16					13
↑ 17	↑	↑ 17	17					12
↑ 18	↑	↑ 18	18	(43.18)	1.700	(45.72)	1.800	12
↑ 19	↑	↑ 19	19	(45.72)	1.800	(48.26)	1.900	12
↑ 20	↑	↑ 20	20	(48.26)	1.900	(50.80)	2.000	11
↑ 21	↑	↑ 21	21					10
↑ 22	↑	↑ 22	22					10
↑ 23	↑	↑ 23	23					10
↑ 24	↑	↑ 24	24					9
↑ 25	↑	↑ 25	25	(60.96)	2.400	(63.50)	2.500	8
↑ 26	↑	↑ 26	26	(63.50)	2.500	(66.04)	2.600	8
↑ 27	↑	↑ 27	27					8
↑ 28	↑	↑ 28	28					7
↑ 29	↑	↑ 29	29					7
↑ 30	↑	↑ 30	30	(73.66)	2.900	(76.20)	3.000	7
↑ 31	↑	↑ 31	31					7
90148-1X32		90148-4X32	32	(78.74)	3.100	(81.28)	3.200	6

PLATING VERSION A

PRE-PLATED HOT DIP TIN
1.0 TO 2.5 microns (.00004" TO .00010").

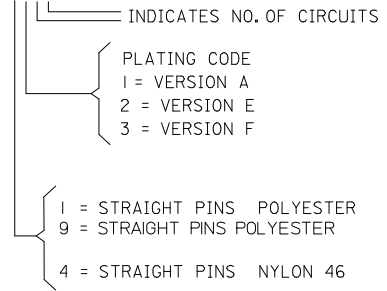
PLATING VERSION E

1.27 TO 1.78 microns (.00005" TO .00007") NICKEL
OVERALL, 0.38 TO 0.64 microns (.000015" TO .000025")
GOLD ON CONTACT AREA (OVER NICKEL).
3 TO 5 microns (.00012" TO .00020") TIN
ON SOLDER TAILS (OVER NICKEL).

PLATING VERSION F.

1.27 TO 1.78 microns (.00005" TO .00007") NICKEL
OVERALL, 0.76 TO 1.0 microns (.00003" TO .00004")
GOLD ON CONTACT AREA (OVER NICKEL).
3 TO 5 microns (.00012" TO .00020") TIN
ON SOLDER TAILS (OVER NICKEL).

90148-XXYY



UPDATE TOL.SYMMETRY EC NO: S2010-0968 DRWNSKANG 2010/05/26 CHKYATSEE 2010/06/04 APPR:MLONG 2010/06/05 AK	QUALITY SYMBOLS ▽=0 ▽=0 ▽=0	GENERAL TOLERANCES (UNLESS SPECIFIED)		DIMENSION STYLE	SCALE	DESIGN UNITS	THIRD ANGLE PROJECTION
		mm	INCH	MM ONLY	NTS	METRIC	
		4 PLACES ± --- ± ---		DRAWN BY	DATE	TITLE	
		3 PLACES ± --- ± ---		DB	1987/07/14	C-GRID III SINGLE ROW HORIZONTAL P.C BOARD CONN.	
		2 PLACES ± 0.15 ± ---		CHECKED BY	DATE		
		1 PLACE ± --- ± ---		D.MORIARTY	2005/03/02		
		ANGULAR ± 2 °		APPROVED BY	DATE		
				J.DENNEHY	2010/06/04		
		DRAFT WHERE APPLICABLE MUST REMAIN WITHIN DIMENSIONS		MATERIAL NO.	DOCUMENT NO.		
				SEE TABLE			
				SIZE			
				A3			
				THIS DRAWING CONTAINS INFORMATION THAT IS PROPRIETARY TO MOLEX INCORPORATED AND SHOULD NOT BE USED WITHOUT WRITTEN PERMISSION			

tb_frame_A3_P_AM.T
Rev. F 2009/06/18

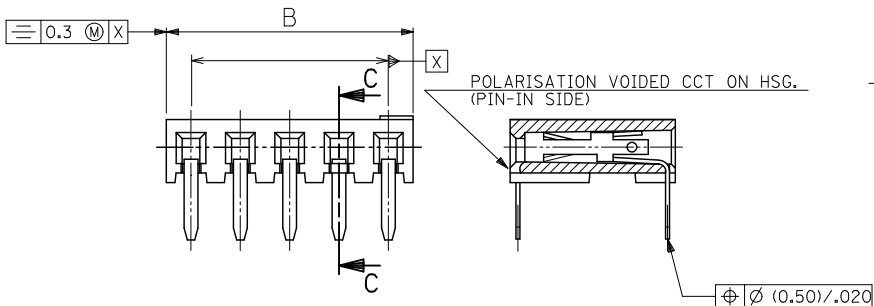
9 8 7 6 5 4 3 2 1

10 9 8 7 6 5 4 3 2 1

PART NO.	POLARISED CCT NO.	NO. OF CKTS.	DIM. A	DIM. B $(\begin{smallmatrix} \pm 0.30 \\ \pm 0.25 \end{smallmatrix})$	NO. PER TUBE
90148-3X01	2	3	(5.08) .200	(7.62) .300	72

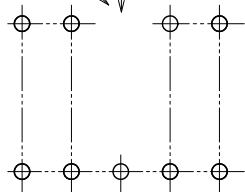
NON-STANDARD PRODUCTS

90148-XXXX
 _____ OPTION NUMBER
 (NOT RELATING TO CCT SIZE OR OTHERWISE)
 _____ PLATING CODE (SEE SHEET 2)
 _____ 3 = STRAIGHT PINS POLYESTER, POLARISED



POLARISATION VOIDED
 CCT ON P.C.B.
 (PIN-IN SIDE)

PIN INSERTION TO HOUSING
 FROM THIS SIDE



SECTION C-C SHOWING POLARISED CCT

- NOTES
 1) SEE SHEET 1 FOR ALL UNSPECIFIED DIMENSIONS AND NOTES.
 2) PARTS NOT STACKABLE.

UPDATE TOL. SYMMETRY EC NO: S2010-0968 DRWNSKING 2010/05/26 CHKDATSEE 2010/06/04 APPR:MLONG 2010/06/05 AK	QUALITY SYMBOLS	GENERAL TOLERANCES (UNLESS SPECIFIED)	DIMENSION STYLE	SCALE	DESIGN UNITS	THIRD ANGLE PROJECTION	
	$\nabla = 0$	4 PLACES \pm --- \pm ---	MM ONLY	NTS	METRIC		
	$\nabla = 0$	3 PLACES \pm --- \pm ---	mm INCH	DRAWN BY	DATE	TITLE	
	$\nabla = 0$	2 PLACES ± 0.15 \pm ---		DB	1987/07/14	C-GRID III SINGLE ROW HORIZONTAL P.C BOARD CONN.	
	1 PLACE \pm --- \pm ---	ANGULAR $\pm 2^\circ$		CHECKED BY	DATE		
				D. MORIARTY	2005/03/02		
				APPROVED BY	DATE		
				J. DENNEHY	2010/06/04		
				MATERIAL NO.	DOCUMENT NO.	SHEET NO.	
				SEE TABLE	SDA-90148	3 OF 3	
				THIS DRAWING CONTAINS INFORMATION THAT IS PROPRIETARY TO MOLEX INCORPORATED AND SHOULD NOT BE USED WITHOUT WRITTEN PERMISSION			

10 9 8 7 6 5 4 3 2 1

PART NO's - STRAIGHT PINS		PART NO.	NO OF CKTS.	DIM. A		DIM. B (+0.30 / -0.25)		NO. PER TUBE
STANDARD	CUSTOMER SPECIFIC							
90148-1X02		90148-4X02	2	(2.54) .100	(5.08) .200		105	
↑	↑ 03	↑	↑ 03	(5.08) .200	(7.62) .300		72	
	04		04	(7.62) .300	(10.16) .400		52	
	05		05	(10.16) .400	(12.70) .500		44	
	06	90148-9X06	06	(12.70) .500	(15.24) .600		36	
	07		07	(15.24) .600	(17.78) .700		30	
	08		08	(17.78) .700	(20.32) .800		26	
	09		09	(20.32) .800	(22.86) .900		24	
	10		10	(22.86) .900	(25.40) 1.000		22	
	11		11	(25.40) 1.000	(27.94) 1.100		18	
	12		12	(27.94) 1.100	(30.48) 1.200		18	
	13		13				16	
	14		14	(33.02) 1.300	(35.56) 1.400		14	
	15		15	(35.56) 1.400	(38.10) 1.500		14	
	16		16				13	
	17		17				12	
	18		18	(43.18) 1.700	(45.72) 1.800		12	
	19		19	(45.72) 1.800	(48.26) 1.900		12	
	20		20	(48.26) 1.900	(50.80) 2.000		11	
	21		21				10	
	22		22				10	
	23		23				10	
	24		24				9	
	25		25	(60.96) 2.400	(63.50) 2.500		8	
	26		26	(63.50) 2.500	(66.04) 2.600		8	
	27		27				8	
	28		28				7	
	29		29				7	
	30		30	(73.66) 2.900	(76.20) 3.000		7	
	↓ 31		↓ 31				7	
90148-1X32		90148-4X32	32	(78.74) 3.100	(81.28) 3.200		6	

PLATING VERSION A

PRE-PLATED HOT DIP TIN
1.0 TO 2.5 microns (.00004" TO .00010").

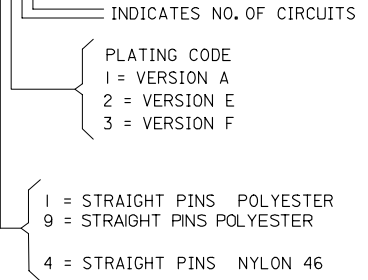
PLATING VERSION E

1.27 TO 1.78 microns (.00005" TO .00007") NICKEL
OVERALL, 0.38 TO 0.64 microns (.000015" TO .000025")
GOLD ON CONTACT AREA (OVER NICKEL).
3 TO 5 microns (.00012" TO .00020") TIN
ON SOLDER TAILS (OVER NICKEL).

PLATING VERSION F.

1.27 TO 1.78 microns (.00005" TO .00007") NICKEL
OVERALL, 0.76 TO 1.0 microns (.00003" TO .00004")
GOLD ON CONTACT AREA (OVER NICKEL).
3 TO 5 microns (.00012" TO .00020") TIN
ON SOLDER TAILS (OVER NICKEL).

90148-XXYY



ADD NEW P/N EC NO: E2007-0823 DRAWN BY: RINES CHKD: CHIKO APPR: EDMAHONY 2007/03/29 2007/03/29 2007/04/04	QUALITY SYMBOLS	GENERAL TOLERANCES (UNLESS SPECIFIED)	DIMENSION STYLE	SCALE	DESIGN UNITS	THIRD ANGLE PROJECTION	
	▽=0	4 PLACES ± --- ± ---	MM ONLY	---	METRIC		
	▽=0	3 PLACES ± --- ± ---	DRAWN BY	DATE	TITLE		
		2 PLACES ± --- ± ---	DB	1987/07/14	C-GRID III SINGLE ROW HORIZONTAL P.C. BOARD CONNECTOR		
	1 PLACE ± --- ± ---	1 PLACE ± --- ± ---	CHECKED BY	DATE			
	ANGULAR ± ---°		D. MORIARTY				
			APPROVED BY	DATE			
			J. DENNEHY				
			MATERIAL NO.	DOCUMENT NO.			
			SEE CHART	SDA-90148			
			SIZE				
			A3				
			THIS DRAWING CONTAINS INFORMATION THAT IS PROPRIETARY TO MOLEX INCORPORATED AND SHOULD NOT BE USED WITHOUT WRITTEN PERMISSION				
						SHEET NO. 2 OF 3	

9 8 7 6 5 4 3 2 1