

Screw Clamp 35 mm DIN-Rail Terminals





Neutral


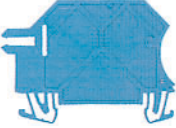



WNT 2.5

WNT 4

WNT 6

WNT 10



Available Options		Version	WNT 2.5	WNT 4	WNT 6	WNT 10	
For 10 x 3 busbars	Blue Wemid		1010680000	1010780000	1010880000	1010980000	
For 6 x 6 busbars	Blue Wemid		1011580000	1011780000	1011980000	1012180000	
Dimensions							
Width / Length / Height mm (in.)	with TS 35 x 7.5	↙	5/60/47 (.197/2.36/1.85)	6/60/47 (.24/2.36/1.85)	8/60/47 (.31/2.36/1.85)	10/60/47 (.39/2.36/1.85)	
	with TS 32	↘	-	-	-	-	
Insulation stripping length	mm (in.)		10 (.39)	10 (.39)	12 (.47)	12 (.47)	
Technical Data							
Rated voltage / rated current / wire size	UL		600 V / 25 A / #22...12 AWG	600 V / 35 A / #22...10 AWG	600 V / 45 A / #20... 8 AWG	600 V / 60 A / #16...8 AWG	
	CSA		600 V / 20 A / #26...12 AWG	600 V / 35 A / #26...10 AWG	600 V / 45 A / #20... 8 AWG	600 V / 65 A / #16... 6 AWG	
	VDE		400 VAC / 24 A / 2.5 mm ²	400 VAC / 32A / 4 mm ²	400 VAC / 41 A / 6 mm ²	400 VAC / 57 A / 10 mm ²	
Torque	Nm (lb. in.)		0.8 (7.1)	1.0 (9.0)	1.6 (14.2)	2.3 (20.4)	
Clamping screw	M		2.5	3	3.5	4	
End Plate							
	WAP (thickness 1.5 mm)						
	Blue Wemid	Type	Part No.	Type	Part No.	Type	Part No.
		WAP 2.5...10	1050080000	WAP 2.5...10	1050080000	WAP 2.5...10	1050080000
Support Bracket							
	WHP for 10 x 3 SSch						
	Blue Wemid	WHP 2.5...10	1050280000	WHP 2.5...10	1050280000	WHP 2.5...10	1050280000
	WHP for 6 x 6 SSch						
	Blue Wemid	WHP 2.5...10	1050480000	WHP 2.5...10	1050480000	WHP 2.5...10	1050480000
	Thickness 1.5 mm						
Busbar							
	10 x 3						
		SSch 10x3 Cu	0348900000	SSch 10x3 Cu	0348900000	SSch 10x3 Cu	0348900000
		SSch 10x3 Brass	0259800000	SSch 10x3 Brass	0259800000	SSch 10x3 Brass	0259800000
	6 x 6						
		SSch 6x6 Cu	0571300000	SSch 6x6 Cu	0571300000	SSch 6x6 Cu	0571300000
		SSch 6x6 Brass	0571200000	SSch 6x6 Brass	0571200000	SSch 6x6 Brass	0571200000
Clamping Yoke							
	For 10 x 3 SSch						
		ZB 4 K [*]	0475380000	ZB 4 K [*]	0475380000	ZB 4 K [*]	0475380000
		ZBE 6 K ^{**}	0525980000	ZBE 6 K ^{**}	0525980000	ZBE 6 K ^{**}	0525980000
		ZB 16 K [†]	0502880000	ZB 16 K [†]	0502880000	ZB 16 K [†]	0502880000
		ZB 35 K ^{††}	0502680000	ZB 35 K ^{††}	0502680000	ZB 35 K ^{††}	0502680000
	For 6 x 6 SSch						
		ZB 4/6 K [*]	0565480000	ZB 4/6 K [*]	0565480000	ZB 4/6 K [*]	0565480000
Supply via clamping yoke, for example		ZB 16/6 K [†]	0569680000	ZB 16/6 K [†]	0569680000	ZB 16/6 K [†]	0569680000
Test Plugs							
	For #18 AWG wire	PS 2,3	0180400000	PS 2,3	0180400000	PS 2,3	0180400000
	For #12 AWG wire						
							
Marking Tags							
		Print					
Note: Part numbers shown are for a single card of pre-printed tags numbered 1-50.	Consecutive horizontal	DEK 5/5	0473460001	DEK 5/6	0468660001	DEK 5/8	1653340001
For additional information, see Accessories section.	Consecutive vertical	DEK 5/5	0473560001	DEK 5/6	0468760001	DEK 5/8	1653350001

* (0.5...4) mm²
 ** (1.5...10) mm²
 † (2.5...16) mm²
 †† (16...35) mm²