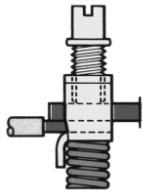



# Screw Clamp Connections


## Spring Loaded



### RSF 3



### RSF 1



Available Options	Version	Part No.	Part No.
Molding material	TS 32 Polyamide	0497560000	
	TS 35 Polyamide	9501160000	
	TS 32 Melamine		0270320000
<b>Dimensions</b>			
Width / Length / Height mm (in.)	with TS 32	8/50/60 (.31/1.97/2.36)	11/50/60 (.43/1.97/2.36)
Insulating stripping length	mm (in.)	12 (.47)	12 (.47)
<b>Technical Data</b>			
Rated voltage / rated current / wire size	UL CSA	600 V / 25 A / #22...12 AWG 600 V / 25 A / #22...12 AWG	600 V / 40 A / #14...8 AWG 300 V / 50 A / #14...8 AWG
<b>Terminal Rail (2 m)</b>			
	Steel	Type TS 32	Type TS 32
	Steel (M6 Slots)	Part No. 0122800000	Part No. 0122800000
Locking pin (1 m)—optional	Steel	0676100000	0676100000
		SST 3	SST 3
<b>End Bracket (thickness mm)</b>			
		0152700000	0152700000
		EWK 1 (8.5)	EWK I (85)
		0206160000	0206160000
<b>End Plate (thickness mm)</b>			
	Polyamide	Type AP (3)	Type AP (3)
	Melamine	Part No. 0270460000	Part No. 0270420000
<b>Partition (thickness mm)</b>			
	Polyamide	TW (1.5)	TW (2)
	Resin bonded paper	3877960000	3833500000
	Resin bonded paper	TW (2)	TW (0.5)
	Polyamide	3833500000	0474700000
Small partition		0474700000	0319160000
<b>Jumper</b>			
	Note: Final number in model indicates no. of poles (e.g. QL 2 = 2 poles). For additional information, see Accessories section.	QL 2	QL 2
		0194300000	0267400000
		QL 3	QL 3
		0194400000	0267500000
		QL 4	QL 4
		0194500000	0267600000
		QL 10	QL 10
0338300000	0341700000		
Sleeve	VH 13.5	VH 17.5	
Screw	0248500000	0285200000	
Washer	BS (M3 x 20)	BS (M3 x 25)	
	0303000000	0292500000	
		SS	0164400000
<b>Switching Link</b>			
	2-way	VL 2	VL 2
	Sleeve	0528400000	VH 27
	Screw	0309400000	BS (M3 x 35)
		0309800000	0309800000
<b>Test Plugs</b>			
	Plug	PS (2.30)	PS (40)
	Plug bolt	0180400000	0299600000
		0168600000	SIB 18
			0286500000
<b>Cover (1 m)</b>			
	Transparent cover	ADP 2	ADP 2
	Support bracket	0485300000	HP 2
		0485660000	0485660000
<b>Hooked Blade Crimp*</b>			
	#22...16 AWG	9100500000	9100200000
	#16...14 AWG	9100600000	9100300000
	#12...10 AWG		9100400000
<b>Marking Tags</b>			
All marking systems are shown in Accessories Section.	DEK 5/8	1653340001	DEK 5/8
	DEK 5/8	1653350001	1653340001
		DEK 5/8	1653350001

\*To accommodate two hooked bladed crimps back-to-back per terminal, one should be located in the current bar slot, the second through the lower part of the clamp.