





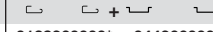




















PART NUMBER SELECTION TABLES


Feed Through Terminals

	SAKD 2.5N	SAK 2.5	SAK 4	SAK 6N				
								
	Single Level	Single Level	Single Level	Single Level				
Terminal Block Selection Data								
Available Options	Version							
	Beige PA	0215560000 0268860000	0279660000* 0380460000*	0128360000* 0443660000*	0193260000* 0380560000*			
	Beige PA		0218660000	0467460000	0212860000			
	Blue PA	0215580000 0268880000	0279680000* 0380480000*	0128380000* 0443680000*	0193280000* 0380580000*			
	Blue PA			0467480000				
	Orange PA		1326360000*	0105060000* 1323660000*				
	Beige KrG		0279620000 0380420000	0128320000 0443620000	0193220000 0380520000			
	Blue KrG		0279670000 0380470000	0128370000 0443670000	0380570000			
	KrS		0279630000	0128330000	0193230000			
	Hexagon socket PA							
	Hexagon socket KrG							
	Blue hexagon socket KrG							
	Hexagon socket KrS							
	KB, 10 PA terminal blocks with marking	401060000 523160000	322560000* 0499460000*	0322660000* 0530460000*	0322760000*			
	KB, 10 PA terminal blocks without marking	401160000 525760000	322860000* 0499560000*	0308860000* 0530360000*	0380960000*			
Dimensions								
Width / Length / Height mm (in.)	for TS 32 	5/44/38 (.197/1.73/1.5)	6/45/40 (.24/1.77/1.57)	6.5/45/44 (.26/1.77/1.73)	8/40/51.5 (.32/1.58/2.07)			
	for TS 35 	5/32.5/43.5 (.197/1.28/1.7)	6/36.5/46.5 (.24/1.44 / 1.83)	6.5/40/51.5 (.26/1.57/2.03)	8/45/44 (.32/1.77/1.73)			
Insulation stripping length	mm (in.)	10 (.39)	10 (.39)	12 (.47)	12 (.47)			
Technical Data								
Rated voltage / rated current / wire size	UL	300 V / 20 A / #28...12 AWG	600 V / 20 A / #22...12 AWG	600 V / 30 A / #22...10 AWG	600 V / 40 A / #22...8 AWG			
	CSA	300 V / 20 A / #22...12 AWG	600 V / 25 A / #26...10 AWG	600 V / 36 A / #26...10 AWG	600 V / 47 A / #20...8 AWG			
	VDE	500 V / 26 A / 2.5 mm ²	750 V / 26 A / 2.5 mm ²	750 V / 34 A / 4 mm ²	800 V / 41 A / 6 mm ²			
Torque	Nm (lb. in.)	0.8 (7.0)	0.8 (7.0)	1.4 (12.5)	1.8 (16.0)			
Clamping screw	M	2.5	2.5	3	3.5			
Selected Accessory Data†								
End Plate (thickness mm)	Type	Part No.	Type	Part No.	Type	Part No.	Type	Part No.
	PA	AP (1.5) 0150960000	AP (1.5)  0279560000**	AP (1.5) 0117960000	AP (1.5) 0117960000	AP (1.5) 0117960000	AP (1.5) 0117960000	
	Blue PA	AP (1.5) 0150980000	AP (1.5)  0279580000***	AP (1.5) 0117980000	AP (1.5) 0117980000	AP (1.5) 0117980000	AP (1.5) 0117980000	
	KrG		AP (1.5) 0279520000	AP (1.5) 0117920000	AP (1.5) 0117920000	AP (1.5) 0117920000	AP (1.5) 0117920000	
	Blue KrG		AP (1.5) 0279570000	AP (1.5) 0117970000	AP (1.5) 0117970000	AP (1.5) 0117970000	AP (1.5) 0117970000	
	KrS		AP (1.5) 0279530000	AP (1.5) 0117930000	AP (1.5) 0117930000	AP (1.5) 0117930000	AP (1.5) 0117930000	
Partition (thickness mm)	Type	Part No.	Type	Part No.	Type	Part No.	Type	Part No.
	PA	TW (1.5) 0191860000	TW (1.5) 0302860000	TW (1.5) 0130160000	TW (1.5) 0130160000	TW (1.5) 0130160000	TW (1.5) 0130160000	
	Blue PA	TW (1.5) 0191880000	TW (1.5) 0302880000	TW (1.5) 0130180000	TW (1.5) 0130180000	TW (1.5) 0130180000	TW (1.5) 0130180000	
	KrG		TW (2.5) 0302820000	TW (2.5) 0130120000	TW (2.5) 0130120000	TW (2.5) 0130120000	TW (2.5) 0130120000	
	Blue KrG		TW (2.5) 0302870000	TW (2.5) 0130170000	TW (2.5) 0130170000	TW (2.5) 0130170000	TW (2.5) 0130170000	
	KrS		TW (2.5) 0302830000	TW (2.5) 0130130000	TW (2.5) 0130130000	TW (2.5) 0130130000	TW (2.5) 0130130000	
	HP	TW (1.5)  0307500000	TW (1.0)  0297100000	TW (1.0)  0197100000	TW (1.5)  0197100000	TW (1.5)  0197100000	TW (1.5)  0197100000	
Small Partition		TSch 3 0366860000	TSch 1 0319160000	TSch 1 0319160000	TSch 1 0319160000	TSch 1 0319160000	TSch 1 0319160000	
Jumpers	Type	Part No.	Type	Part No.	Type	Part No.	Type	Part No.
	Q 2	0367800000	Q 2 0337000000	Q 2 0336700000	Q 2 0456700000	Q 2 0456700000	Q 2 0456700000	
	Q 3	0367900000	Q 3 0337100000	Q 3 0336800000	Q 3 0456800000	Q 3 0456800000	Q 3 0456800000	
	Q 4	0368000000	Q 4 0337200000	Q 4 0336900000	Q 4 0456900000	Q 4 0456900000	Q 4 0456900000	
	Q 10	0368100000	Q 10 0368700000	Q 10 0368800000	Q 10 0457000000	Q 10 0457000000	Q 10 0457000000	
Final number indicates number of poles. See the Accessories Section for more information.	Connection sleeve							
	Fixing screw							
	Lock washer							
Switchable Jumper Links	Type	Part No.	Type	Part No.	Type	Part No.	Type	Part No.
	VL 2			VL 2 0197000000	VL 2 0194700000	VL 2 0194700000	VL 2 0194700000	
	BS							
	VH			VH 19 0285100000	VH 19 0285100000	VH 19 0285100000	VH 19 0285100000	
				BS M 3 x 25 0292500000	BS M 3 x 25 0292500000	BS M 3 x 25 0292500000	BS M 3 x 25 0292500000	
Cover	Type	Part No.	Type	Part No.	Type	Part No.	Type	Part No.
Warning label			AD 3 0297900000	AD 3 0297900000	AD 4 0196600000	AD 4 0196600000	AD 4 0196600000	
Mounting screw			BSK M 3 x 22 0128900000	BSK M 3 x 22 0128900000	BSK M 3 x 22 0128900000	BSK M 3 x 22 0128900000	BSK M 3 x 22 0128900000	
Dust cover (1 m)	ADP 1	0485200000	ADP 1 0485200000	ADP 2 0485300000	ADP 2 0485300000	ADP 2 0485300000	ADP 2 0485300000	
Holding plate	HP 1	0485660000	HP 1 0485660000	HP 2 0485660000	HP 2 0485660000	HP 2 0485660000	HP 2 0485660000	
Marking Tags	Print	Part No.	Part No.	Part No.	Part No.	Part No.	Part No.	
Note: Part numbers are shown for a single card of pre-printed tags numbered 1-50.	Consecutive horizontal	DEK 5/5 0473460001	DEK 5/6 0468660001	DEK 5/6.5 0468160001	DEK 5/8 1653340001	DEK 5/8 1653340001	DEK 5/8 1653340001	
	Consecutive vertical	DEK 5/5 0473560001	DEK 5/6 0468760001	DEK 5/6.5 0468260001	DEK 5/8 1653350001	DEK 5/8 1653350001	DEK 5/8 1653350001	

†See Accessories section for additional information.

**Touch-safe with ADP cover.

**AP (1.5)  0460560000

***AP (1.5)  0460580000