

FEED-THROUGH TERMINALS ZR

TENSION SPRING PRINCIPLE

CONNECTION DIAGRAM

DESIGNATION

DIMENSION (L x B x H)

with TS 15 mm

with TS 15 (height incl. labelling adapter) mm

with TS 35 x 7,5 mm

with TS 35 x 7,5 (height incl. labelling adapter) mm

TYPE

Type • Colour

Cat. no. • PU

Type • Colour

Cat. no. • PU

Type • Colour

Cat. no. • PU

RATINGS

Rated voltage V

Rated current A

Rated wire size mm² • AWG

Test voltage kV • Contamination degree

Gauge plug acc. to EN 60947-1 • Flammability class UL 94

CONNECTION DATA

Single wire (solid) • Stranded (flexible) mm²

Flexible • Flexible (with ferrules acc. to DIN 46228/1) mm²

Contact wire range mm²

Insulation stripping length mm

FEATURES

Number of cross connection channels

Test checking possibilities

ACCESSORIES

End plate ZAP

Cat. no. • PU beige

Cat. no. • PU blue

Cat. no. • PU orange

Insulated cross connector ZQI 2 poles

Cat. no. • PU

Insulated cross connector ZQI 3 poles

Cat. no. • PU

Insulated cross connector ZQI 4 poles

Cat. no. • PU

Insulated cross connector ZQI 5 poles

Cat. no. • PU

Insulated cross connector ZQI 6 poles

Cat. no. • PU

Insulated cross connector ZQI 7 poles

Cat. no. • PU

Insulated cross connector ZQI 8 poles

Cat. no. • PU

Insulated cross connector ZQI 9 poles

Cat. no. • PU

Insulated cross connector ZQI 10 poles

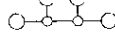

Cat. no. • PU

Insulated cross connector ZQI 99 poles

Cat. no. • PU

ACCESSORIES

Further accessories like labelling systems, covers, end brackets, etc. (page →)



ZR 2.5

59 x 5,1 x 39

ZR 2.5 BEIGE

43500.2 • 100

ZR 2.5 BLUE

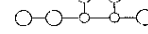

43500.5 • 100

ZR 2.5 ORANGE

3500.3 • 100

IEC	UL	CSA
800	300	600
24	27	27
2,5 • 20-12		
8 • 3		
A3 • V0		
0,5-4 • -		
0,5-4 • 0,5-2,5		
0,08-4		
10		
2		
2		
ZAP 2 5/2A		
493700.2 • 50		
493700.5 • 50		
493700.3 • 50		
ZQI 2 5/2		
493710.8 • 50		
ZQI 2 5/3		
493711.8 • 50		
ZQI 2 5/4		
493712.8 • 20		
ZQI 2 5/5		
493713.8 • 20		
ZQI 2 5/6		
493714.8 • 20		
ZQI 2 5/7		
493715.8 • 20		
ZQI 2 5/8		
493716.8 • 10		
ZQI 2 5/9		
493717.8 • 10		
ZQI 2 5/10		
493718.8 • 10		
ZQI 2 5/0 5/99		
493719.8 • 1		

From page 179



ZR 2.5-DR

73,1 x 5,1 x 39

ZR 2.5-DR BEIGE

43501.2 • 100

ZR 2.5-DR BLUE


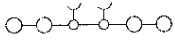

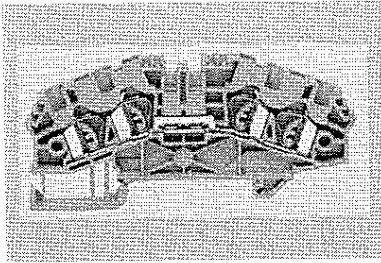
43501.5 • 100

ZR 2.5-DR ORANGE

43501.3 • 100

IEC	UL	CSA
800	600	600
24	27	27
2,5 • 20-12		
8 • 3		
A3 • V0		
0,5-4 • -		
0,5-4 • 0,5-2,5		
0,08-4		
10		
2		
2		
ZAP 2 5/3A		
493701.2 • 50		
493701.5 • 50		
493701.3 • 50		
ZQI 2 5/2		
493710.8 • 50		
ZQI 2 5/3		
493711.8 • 50		
ZQI 2 5/4		
493712.8 • 20		
ZQI 2 5/5		
493713.8 • 20		
ZQI 2 5/6		
493714.8 • 20		
ZQI 2 5/7		
493715.8 • 20		
ZQI 2 5/8		
493716.8 • 10		
ZQI 2 5/9		
493717.8 • 10		
ZQI 2 5/10		
493718.8 • 10		
ZQI 2 5/0 5/99		
493719.8 • 1		

From page 179



ZR 2.5-DRL

ZR 2.5-DRL-T

83,6 x 5,1 x 39

83,6 x 5,1 x 39

ZR 2.5-DRL BEIGE
43502.2 • 100
 ZR 2.5-DRL BLUE
43502.5 • 100
 ZR 2.5-DRL ORANGE
43502.3 • 100

ZR 2.5-DRL-T BEIGE
43503.2 • 100
 ZR 2.5-DRL-T BLUE
43503.5 • 100
 ZR 2.5-DRL-T ORANGE
43503.3 • 100

IEC	UL	CSA
800	600	600
24	27	27

IEC	UL	CSA
800	600	600
24	27	27

2,5 • 20-12
 8 • 3
 A3 • V0

2,5 • 20-12
 8 • 3
 A3 • V0

0,5-4 • -
 0,5-4 • 0,5-2,5
 0,08-4
 10

0,5-4 • -
 0,5-4 • 0,5-2,5
 0,08-4
 10

2
 2

2

ZAP 2 5/4A
493702.2 • 50
493702.5 • 50
493702.3 • 50

ZAP 2 5/4A
493702.2 • 50
493702.5 • 50
493702.3 • 50

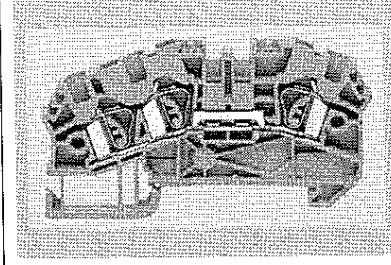
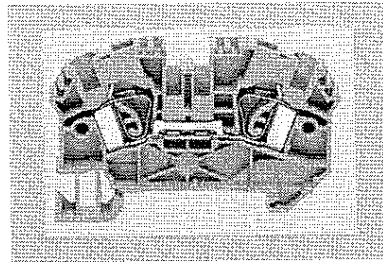
ZQ1 2 5/2
493710.8 • 50
 ZQ1 2 5/3
493711.8 • 50
 ZQ1 2 5/4
493712.8 • 20
 ZQ1 2 5/5
493713.8 • 20
 ZQ1 2 5/6
493714.8 • 20
 ZQ1 2 5/7
493715.8 • 20
 ZQ1 2 5/8
493716.8 • 10
 ZQ1 2 5/9
493717.8 • 10
 ZQ1 2 5/10
493718.8 • 10
 ZQ1 2 5/0.5/99
493719.8 • 1

From page 179

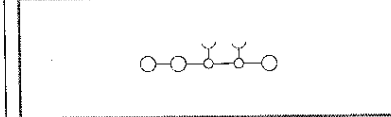
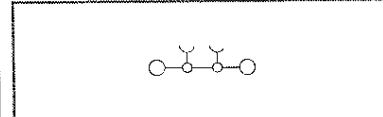
From page 179

FEED-THROUGH TERMINALS ZR

TENSION SPRING PRINCIPLE



CONNECTION DIAGRAM



DESIGNATION

DIMENSION (L x B x H)
with TS 35 x 7.5 mm

TYPE

Type • Colour
Cat. no. • PU
Type • Colour
Cat. no. • PU
Type • Colour
Cat. no. • PU

RATINGS

Rated voltage V
Rated current A
Rated wire size mm² • AWG
Test voltage kV • Contamination degree
Gauge plug acc. to EN 60947-1 • Flammability class UL 94

CONNECTION DATA

Single wire (solid) • Stranded (flexible) mm²
Flexible • Flexible (with terminals acc. to DIN 46228/1) mm²
Contact wire range mm²
Insulation stripping length mm

FEATURES

Number of cross connection channels
Test checking possibilities

ACCESSORIES

End plate ZAP
Cat. no. • PU beige
Cat. no. • PU blue
Cat. no. • PU orange
Holding plate TW
Cat. no. • PU beige
Cat. no. • PU blue
Cat. no. • PU orange
Insulated cross connector ZQI 2 poles
Cat. no. • PU
Insulated cross connector ZQI 3 poles
Cat. no. • PU
Insulated cross connector ZQI 4 poles
Cat. no. • PU
Insulated cross connector ZQI 5 poles
Cat. no. • PU
Insulated cross connector ZQI 6 poles
Cat. no. • PU
Insulated cross connector ZQI 7 poles
Cat. no. • PU
Insulated cross connector ZQI 8 poles
Cat. no. • PU
Insulated cross connector ZQI 9 poles
Cat. no. • PU
Insulated cross connector ZQI 10 poles
Cat. no. • PU

ACCESSORIES

Further accessories like labelling systems, covers, end brackets, etc (page →)

ZR 4

64 x 6.1 x 42

ZR 4 BEIGE
43515.2 • 100
ZR 4 BLUE
43515.5 • 100
ZR 4 ORANGE
43515.3 • 100

IE	UL	CSA
800	600	600
32	35	35
4 • 20-10		
8 • 3		
A4 • V0		

0,5-6 • -

0,6-6 • 0,5-4

0,08-6

12

2

2

ZAP 4/2 A

493703.2 • 50

493703.5 • 50

493703.3 • 50

TWMP

492957.2 • 20

492957.5 • 20

492957.3 • 20

ZQI 4/2

493720.8 • 50

ZQI 4/3

493721.8 • 50

ZQI 4/4

493722.8 • 20

ZQI 4/5

493723.8 • 20

ZQI 4/6

493724.8 • 20

ZQI 4/7

493725.8 • 20

ZQI 4/8

493726.8 • 10

ZQI 4/9

493727.8 • 10

ZQI 4/10

493728.8 • 10

From page 179

ZR 4-DR

78,5 x 6.1 x 42

ZR 4-DR BEIGE
43516.2 • 100
ZR 4-DR BLUE
43516.5 • 100
ZR 4-DR ORANGE
43516.3 • 100

IEC	UL	CSA
800	600	600
32	35	35
4 • 20-10		
8 • 3		
A4 • V0		

0,5-6 • -

0,6-6 • 0,5-4

0,08-6

12

2

2

ZAP 4/3 A

493704.2 • 50

493704.5 • 50

493704.3 • 50

TWMP

492957.2 • 20

492957.5 • 20

492957.3 • 20

ZQI 4/2

493720.8 • 50

ZQI 4/3

493721.8 • 50

ZQI 4/4

493722.8 • 20

ZQI 4/5

493723.8 • 20

ZQI 4/6

493724.8 • 20

ZQI 4/7

493725.8 • 20

ZQI 4/8

493726.8 • 10

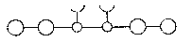

ZQI 4/9

493727.8 • 10

ZQI 4/10

493728.8 • 10

From page 179



ZR 4-DRL

93 x 6.1 x 42

ZR 4-DRL BEIGE
43517.2 • 100
 ZR 4-DRL BLUE
43517.5 • 100
 ZR 4-DRL ORANGE
43517.3 • 100

IEC	UL	CSA
800	600	600
32	35	35
4 • 20-10		
8 • 3		
A4 • V0		

0,5-6 • -
 0,6-6 • 0,5-4
 0,08-6
 12

2
 2

ZAP 4/4 A
493705.2 • 50
493705.5 • 50
493705.3 • 50

TWMP
492957.2 • 20
492957.5 • 20
492957.3 • 20

ZQI 4/2
493720.8 • 50

ZQI 4/3
493721.8 • 50

ZQI 4/4
493722.8 • 20

ZQI 4/5
493723.8 • 20

ZQI 4/6
493724.8 • 20



ZQI 4/7
493725.8 • 20

ZQI 4/8
493726.8 • 10

ZQI 4/9
493727.8 • 10

ZQI 4/10
493728.8 • 10

From page 179



ZR 4-DRL-T

93 x 6.1 x 42

ZR 4-DRL-T BEIGE
43518.2 • 100
 ZR 4-DRL-T BLUE
3518.5 • 100
 ZR 4-DRL-T ORANGE
3518.3 • 100

IEC	UL	CSA
800	600	600
32	35	35
4 • 20-10		
8 • 3		
A4 • V0		

0,5-6 • -
 0,6-6 • 0,5-4
 0,08-6
 12

2

ZAP 4/4 A
493705.2 • 50
493705.5 • 50
493705.3 • 50

TWMP
492957.2 • 20
492957.5 • 20
492957.3 • 20

From page 179

TENSION SPRING PRINCIPLE

CONNECTION DIAGRAM

DESIGNATION

DIMENSION (L x B x H)
with TS 35 x 7.5 mm

TYPE

Type • Colour
Cat. no. • PU
Type • Colour
Cat. no. • PU
Type • Colour
Cat. no. • PU

RATINGS

Rated voltage V
Rated current A
Rated wire size mm² • AWG
Test voltage kV • Contamination degree
Gauge plug acc. to EN 60 947-1 • Flammability class UL 94

CONNECTION DATA

Single wire (solid) • Stranded (flexible) mm²
Flexible • Flexible (with ferrules acc. to DIN 46 228/1) mm²
Contact wire range mm²
Insulation stripping length mm

FEATURES

Number of cross connection channels
Test checking possibilities

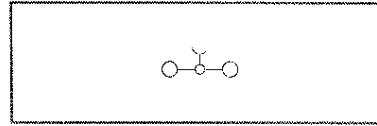

ACCESSORIES

End plate ZAP
Cat. no. • PU beige
Cat. no. • PU blue
Cat. no. • PU orange
Holding plate TW
Cat. no. • PU beige
Cat. no. • PU blue
Cat. no. • PU orange
Insulated cross connector ZQI 2 poles
Cat. no. • PU
Insulated cross connector ZQI 3 poles
Cat. no. • PU
Insulated cross connector ZQI 4 poles
Cat. no. • PU
Insulated cross connector ZQI 5 poles
Cat. no. • PU
Insulated cross connector ZQI 6 poles
Cat. no. • PU
Insulated cross connector ZQI 7 poles
Cat. no. • PU
Insulated cross connector ZQI 8 poles
Cat. no. • PU
Insulated cross connector ZQI 9 poles
Cat. no. • PU
Insulated cross connector ZQI 10 poles
Cat. no. • PU

ACCESSORIES

Further accessories like labelling systems, covers, end brackets etc. (page ->)

FEED-THROUGH TERMINALS ZR



ZR 6

65 x 8.1 x 47.5

ZR 6 BEIGE
43581.2 • 100
ZR 6 BLUE
43581.5 • 100
ZR 6 ORANGE
43581.3 • 100

IEC	UL	CSA
1000	600	600
41	50	50
6 • 22-8		
8 • 3		
A5 • V0		

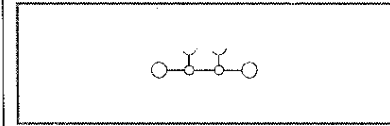

0.5-10 •
0.5-10 • 0.5-6
0.5-10
13

1
2

ZAP 6/2 A
493760.2 • 20
493760.5 • 20
493760.3 • 20
TWME
492957.2 • 20
492957.5 • 20
492957.3 • 20

ZQI 6/2
493763.8 • 50
ZQI 6/3
493764.8 • 50
ZQI 6/4
493765.8 • 20
ZQI 6/5
493766.8 • 20
ZQI 6/6
493767.8 • 20
ZQI 6/7
493768.8 • 20
ZQI 6/8
493769.8 • 10
ZQI 6/9
493770.8 • 10
ZQI 6/10
493771.8 • 10

From page 179



ZR 10

73.5 x 10.1 x 50.5

ZR 10 BEIGE
43597.2 • 80
ZR 10 BLUE
43597.5 • 80
ZR 10 ORANGE
43597.3 • 80

IEC	UL	CSA
1000	600	600
57	60	55
10 • 16-6		
8 • 3		
B6 • V0		

1.5-16 • 1.5-16
1.5-10 • 1.5-10
1.5-16
18

2
2

ZAP 10/2 A
493788.2 • 20
493788.5 • 20
493788.3 • 20
TWME
492957.2 • 20
492957.5 • 20
492957.3 • 20
ZQI 10/2
493789.8 • 20

From page 179

DOUBLE LEVEL TERMINALS ZRD

TENSION SPRING PRINCIPLE

CONNECTION DIAGRAM

DESIGNATION

DIMENSION (L x B x H)

with TS 35 x 7,5 mm

With TS 35 x 7,5 (height incl. labelling adapter) mm

TYPE

Type • Colour

Cat. no. • PU

Type • Colour

Cat. no. • PU

RATINGS

Rated voltage V

Rated current A

Rated wire size mm² • AWG

Test voltage kV • Contamination degree

Gauge plug acc. to EN 60947-1 • Flammability class UL 94

CONNECTION DATA

Single wire (solid) • Stranded (flexible) mm²

Flexible • Flexible (with ferrules acc. to DIN 46 228/1) mm²

Contact wire range mm²

Insulation stripping length mm

FEATURES

Number of cross connection channels

Test checking possibilities

ACCESSORIES

End plate ZAP

Cat. no. • PU beige

Cat. no. • PU blue

Cat. no. • PU orange

Insulated cross connector ZQI 2 poles

Cat. no. • PU

Insulated cross connector ZQI 3 poles

Cat. no. • PU

Insulated cross connector ZQI 4 poles

Cat. no. • PU

Insulated cross connector ZQI 5 poles

Cat. no. • PU

Insulated cross connector ZQI 6 poles

Cat. no. • PU

Insulated cross connector ZQI 7 poles

Cat. no. • PU

Insulated cross connector ZQI 8 poles

Cat. no. • PU

Insulated cross connector ZQI 9 poles

Cat. no. • PU

Insulated cross connector ZQI 10 poles

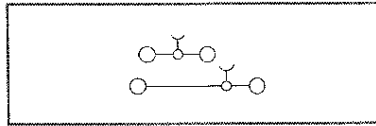

Cat. no. • PU

Insulated cross connector ZQI 99 poles

Cat. no. • PU

ACCESSORIES

Further accessories like labelling systems, covers, end brackets, etc. (page →)



ZRD 2.5

83,6 x 5,1 x 53

83,6 x 5,1 x 64

ZRD 2.5 BEIGE

43562.2 • 100

ZRD 2.5 BLUE

43562.5 • 100

IEC	UL	CSA
500	300	300
24	10	10

2,5 • 20-12

6 • 3

A3 • V0

0,5-4 • -

0,5-4 • 0,5-2,5

0,08-4

10

2

4

ZAPD 2.5

493756.2 • 20

493756.5 • 20

493756.3 • 20

ZQI 2.5/2

493710.8 • 50

ZQI 2.5/3

493711.8 • 50

ZQI 2.5/4

493712.8 • 20

ZQI 2.5/5

493713.8 • 20

ZQI 2.5/6

493714.8 • 20

ZQI 2.5/7

493715.8 • 20

ZQI 2.5/8

493716.8 • 10

ZQI 2.5/9

493717.8 • 10

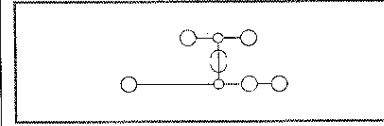
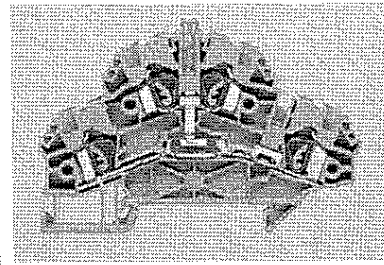
ZQI 2.5/10

493718.8 • 10

ZQI 2.5/0.5/99

493719.8 • 1

From page 179



ZRD 2.5-V

83,6 x 5,1 x 53

83,6 x 5,1 x 64

ZRD 2.5-V BEIGE

3563.2 • 100

ZRD 2.5-V BLUE

3563.5 • 100

IEC	UL	CSA
500	300	300
24	10	10

2,5 • 20-12

6 • 3

A3 • V0

0,5-4 • -

0,5-4 • 0,5-2,5

0,08-4

10

1

4

ZAPD 2.5

493756.2 • 20

493756.5 • 20

493756.3 • 20

ZQI 2.5/2

493710.8 • 50

ZQI 2.5/3

493711.8 • 50

ZQI 2.5/4

493712.8 • 20

ZQI 2.5/5

493713.8 • 20

ZQI 2.5/6

493714.8 • 20

ZQI 2.5/7

493715.8 • 20

ZQI 2.5/8

493716.8 • 10

ZQI 2.5/9

493717.8 • 10

ZQI 2.5/10

493718.8 • 10

ZQI 2.5/0.5/99

493719.8 • 1

From page 179

THREE LEVEL TERMINALS ZRID

TENSION SPRING PRINCIPLE

CONNECTION DIAGRAM

DESIGNATION

DIMENSION (L x B x H)
with TS 35 x 7.5 mm

TYPE

Type • Colour
Cat. no. • PU
Type • Colour
Cat. no. • PU

RATINGS

Rated voltage V
Rated current A
Rated wire size mm² • AWG
Test voltage kV • Contamination degree
Gauge plug acc. to EN 60947-1 • Flammability class UL 94

CONNECTION DATA

Single wire (solid) • Stranded (flexible) mm²
Flexible • Flexible (with terminals acc. to DIN 46 228/1) mm²
Contact wire range mm²
Insulation stripping length mm

FEATURES

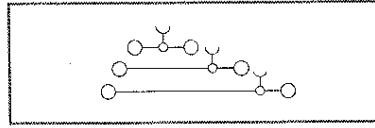

Number of cross connection channels
Test checking possibilities

ACCESSORIES

End plate ZAP
Cat. no. • PU beige
Cat. no. • PU blue
Cat. no. • PU orange
Cat. no. • PU green
Insulated cross connector ZQI 2 poles
Cat. no. • PU
Insulated cross connector ZQI 3 poles
Cat. no. • PU
Insulated cross connector ZQI 4 poles
Cat. no. • PU
Insulated cross connector ZQI 5 poles
Cat. no. • PU
Insulated cross connector ZQI 6 poles
Cat. no. • PU
Insulated cross connector ZQI 7 poles
Cat. no. • PU
Insulated cross connector ZQI 8 poles
Cat. no. • PU
Insulated cross connector ZQI 9 poles
Cat. no. • PU
Insulated cross connector ZQI 10 poles
Cat. no. • PU
Insulated cross connector ZQI 99 poles
Cat. no. • PU

ACCESSORIES

Further accessories like labelling systems, covers, end brackets, etc. (page →)



ZRID 2.5

116.2 x 5.1 x 68

ZRID 2.5 BEIGE
43590.2 • 50
ZRID 2.5 BLUE
43590.5 • 50

IEC	UL	CSA
500	300	300
24	15	15
2.5 • 20-12		
6 • 3		
A3 • V0		

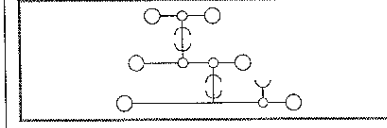

0,5-4 • -
0,5-4 • 0,5-2,5
0,08-4
10

3
6

ZAP/ID 2.5
493761.2 • 20
493761.5 • 20
493761.3 • 20

ZQI 2.5/2
493710.8 • 50
ZQI 2.5/3
493711.8 • 50
ZQI 2.5/4
493712.8 • 20
ZQI 2.5/5
493713.8 • 20
ZQI 2.5/6
493714.8 • 20
ZQI 2.5/7
493715.8 • 20
ZQI 2.5/8
493716.8 • 10
ZQI 2.5/9
493717.8 • 10
ZQI 2.5/10
493718.8 • 10
ZQI 2.5/0.5/99
493719.8 • 1

From page 179



ZRID 2.5-V

116.2 x 5.1 x 68

ZRID 2.5-V BEIGE
43591.2 • 50
ZRID 2.5-V BLUE
43591.5 • 50

IEC	UL	CSA
500	300	300
24	15	15
2.5 • 20-12		
6 • 3		
A3 • V0		

0,5-4 • -
0,5-4 • 0,5-2,5
0,08-4
10

1
6

ZAP/ID 2.5
493761.2/20
493761.5/20
493761.3/20

ZQI 2.5/2
493710.8 • 50
ZQI 2.5/3
493711.8 • 50
ZQI 2.5/4
493712.8 • 20
ZQI 2.5/5
493713.8 • 20
ZQI 2.5/6
493714.8 • 20
ZQI 2.5/7
493715.8 • 20
ZQI 2.5/8
493716.8 • 10
ZQI 2.5/9
493717.8 • 10
ZQI 2.5/10
493718.8 • 10
ZQI 2.5/0.5/99
493719.8 • 1

From page 179

EARTH TERMINALS ZRSL

TENSION SPRING PRINCIPLE

CONNECTION DIAGRAM

DESIGNATION

DIMENSION (L x B x H)

with TS 15 mm

with TS 15 (height incl. labelling adapter) mm

with TS 35 x 7,5 mm

with TS 35 x 7,5 (height incl. labelling adapter) mm

TYPE

Type • Colour

Cat. no. • PU

RATINGS

Rated voltage V

Rated current A

Rated wire size mm² • AWG

Test voltage kV • Contamination degree

Gauge plug acc. to EN 60947-1 • Flammability class UL 94

CONNECTION DATA

Single wire (solid) • Stranded (flexible) mm²

Flexible • Flexible (with ferrules acc. to DIN 46 228/1) mm²

Contact wire range mm²

Insulation stripping length mm

FEATURES

Number of cross connection channels

Test checking possibilities

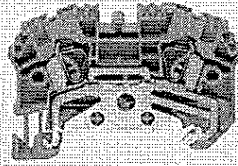
ACCESSORIES

End plate ZAP

Cat. no. • PU green

ACCESSORIES

Further accessories like labelling systems, covers, end brackets, etc. (page ->)



ZRSL 2.5

59 x 5,1 x 39

ZRSL 2.5 GREEN/YELLOW
43510 2 • 100

IEC UL CSA

2,5 • 20-12

8 • 3

A3 • V0

0,5-4 • -

0,5-4 • 0,5-2,5

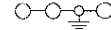

0,08-4

10

2

ZAP 2.5/2 A
493700.1 • 50

From page 179



ZRSL 2.5-DR

71,3 x 5,1 x 39

ZRSL 2.5-DR GREEN/YELLOW
43511.2 • 100

IEC UL CSA

2,5 • 20-12

8 • 3

A3 • V0

0,5-4 • -

0,5-4 • 0,5-2,5

0,08-4

10

2

ZAP 2.5/3 A
493701.1 • 50

From page 179



TENSION SPRING PRINCIPLE

CONNECTION DIAGRAM

DESIGNATION

DIMENSION (L x B x H)

with TS 15 mm

with TS 15 (height incl. labelling adapter) (mm)

with TS 35 x 7,5 mm

with TS 35 x 7,5 (height incl. labelling adapter) (mm)

TYPE

Type • Colour

Cat. no. • PU

RATINGS

Rated voltage V

Rated current A

Rated wire size mm² • AWG

Test voltage kV • Contamination degree

Gauge plug acc. to EN 60947-1 • Flammability class UL 94

CONNECTION DATA

Single wire (solid) • Stranded (flexible) mm²

Flexible • Flexible (with ferrules acc. to DIN 46228(r)) mm²

Contact wire range mm²

Insulation stripping length mm

FEATURES

Number of cross connection channels

Test checking possibilities

ACCESSORIES

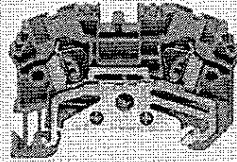
End plate ZAP

Cat. no. • PU green

ACCESSORIES

Further accessories like labelling systems, covers, end brackets, etc. (page →)

EARTH TERMINALS ZRSL



ZRSL 2.5

59 x 5,1 x 39

ZRSL 2.5 GREEN/YELLOW
43510.2 • 100

IEC	UL	CSA
2,5 • 20-12	8 • 3	A3 • V0
0,5-4 • -	0,5-4 • 0,5-2,5	0,08-4
10	10	10
2	2	2

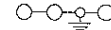

2,5 • 20-12
8 • 3
A3 • V0

0,5-4 • -
0,5-4 • 0,5-2,5
0,08-4
10

2

ZAP 2.5/2 A
493700.1 • 50

From page 179



ZRSL 2.5-DR

71,3 x 5,1 x 39

ZRSL 2.5-DR GREEN/YELLOW
43511.2 • 100

IEC	UL	CSA
2,5 • 20-12	8 • 3	A3 • V0
0,5-4 • -	0,5-4 • 0,5-2,5	0,08-4
10	10	10
2	2	2

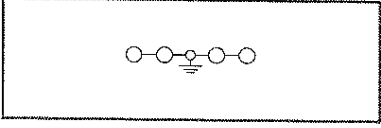
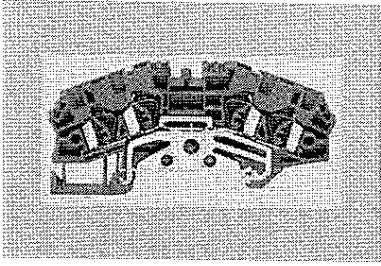
2,5 • 20-12
8 • 3
A3 • V0

0,5-4 • -
0,5-4 • 0,5-2,5
0,08-4
10

2

ZAP 2.5/3 A
493701.1 • 50

From page 179



ZRSL 2.5-DRL

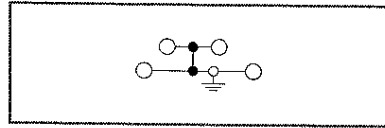
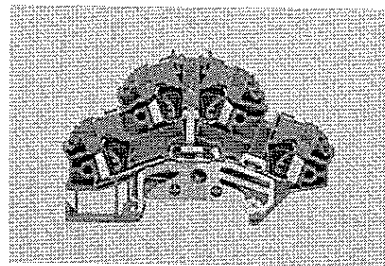
83,6 x 5,1 x 39

ZRSL 2 5-DRL GREEN/YELLOW
43512.2 • 100

IEC	UL	CSA
2,5 • 20-12	8 • 3	A3 • V0
0,5-4 • -	0,5-4 • 0,5-2,5	0,08-4
10		

ZAP 2.5/4 A
493702.1 • 50

From page 179



ZRSLD 2.5

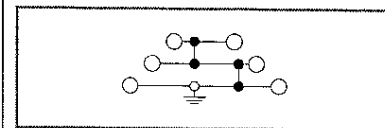

83,6 x 5,1 x 53

ZRSLD 2.5 GREEN/YELLOW
43567.2 • 100

IEC	UL	CSA
2,5 • 20-12	6 • 3	A3 • V0
0,5-4 • -	0,5-4 • 0,5-2,5	0,08-4
10		

ZAPD 2.5
493756.1 • 20

From page 179



ZRID 2.5 SL

116,2 x 5,1 x 68

ZRID 2 5 SL GREEN/YELLOW
43593.2 • 50

IEC	UL	CSA
2,5 • 20-12	6 • 3	A3 • V0
0,5-4 • -	0,5-4 • 0,5-2,5	0,08-4
10		

ZAP/ID 2.5
493761.1 • 20

From page 179

TENSION SPRING PRINCIPLE

CONNECTION DIAGRAM

DESIGNATION

DIMENSION (L x B x H)
with TS 35 x 7.5 mm

TYPE

Type • Colour
Cat. no. • PU

RATINGS

Rated voltage V
Rated current A
Rated wire size mm² • AWG
Test voltage kV • Contamination degree
Gauge plug acc. to EN 60947-1 • Flammability class UL 94

CONNECTION DATA

Single wire (solid) • Stranded (flexible) mm²
Flexible • Flexible (with ferrules acc. to DIN 46228/1) mm²
Contact wire range mm²
Insulation stripping length mm

FEATURES

Number of cross connection channels
Test checking possibilities

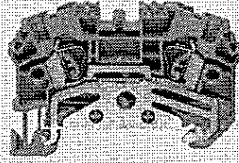
ACCESSORIES

End plate ZAP
Cat. no. • PU beige

ACCESSORIES

Further accessories like labelling systems,
covers, end brackets, etc (page →)

EARTH TERMINALS ZRSL



ZRSL 4

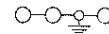

64 x 6.1 x 42

ZRSL 4 GREEN/YELLOW
43525.2 • 100

IEC	UL	CSA
4 • 20-10	8 • 3	A4 • V0
0,5-6 • -	0,5-6 • 0,5-4	0,08-6
12		
2		

ZAP 4/2 A
493703.1 • 50

From page 179



ZRSL 4-DR

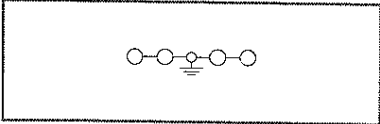
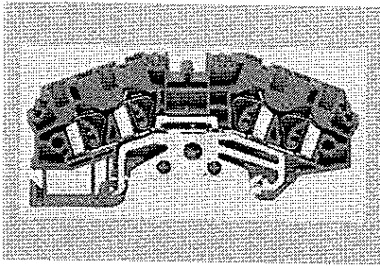
78.5 x 6.1 x 42

ZRSL 4-DR GREEN/YELLOW
43526.2 • 100

IEC	UL	CSA
4 • 20-10	8 • 3	A4 • V0
0,5-6 • -	0,5-6 • 0,5-4	0,08-6
12		
2		

ZAP 4/3 A
493704.1 • 50

From page 179



ZRSL 4-DRL

93 x 6,1 x 42

ZRSL 4-DRL GREEN/YELLOW
43527.2 • 100

IEC UL CSA


4 • 20-10
8 • 3
A4 • V0

0,5-6 • -
0,5-6 • 0,5-4
0,08-6
12

2

ZAP 4/4 A
493705.1 • 50

From page 179



EARTH TERMINALS ZRSL

TENSION SPRING PRINCIPLE

CONNECTION DIAGRAM

DESIGNATION

DIMENSION (L x B x H)
with TS 35 x 7,5 mm

TYPE
Type • Colour
Cat. no. • PU


RATINGS
Rated voltage V
Rated current A
Rated wire size mm² • AWG
Test voltage kV • Contamination degree
Gauge plug acc. to EN 60947-1 • Flammability class UL 94

CONNECTION DATA
Single wire (solid) • Stranded (flexible) mm²
Flexible • Flexible (with ferrules acc. to DIN 46228/1) mm²
Contact wire range mm²
Insulation stripping length mm

FEATURES
Number of cross connection channels
Test checking possibilities

ACCESSORIES
End plate ZAP
Cat. no. • PU green

ACCESSORIES
Further accessories like labelling systems,
covers, end brackets, etc (page →)



ZRSL 6

65 x 8.1 x 47.5

ZRSL 6 GREEN/YELLOW
43589.2 • 100

IEC UL CSA

6 • 22-8

8 • 3

A5 • V0

0,5-10 • -

0,5-10 • 0,5-6


0,05-10

13

2

ZAP 6/2A
493760.1 • 20

From page 179



ZRSL 10

73.5 x 10.1 x 50.5

ZRSL 10 GREEN/YELLOW
43598.2 • 50

IEC UL CSA

10 • 16-6

8 • 3

B6 • V0

1,5-16 • 1,5-16

1,5-10 • 1,5-10

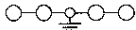
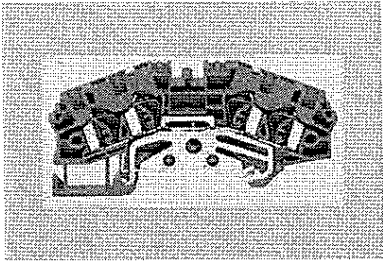
1,5-16

18

2

ZAP 10/2A
493788.1 • 20

From page 179



ZRSL 2.5-DRL

83,6 x 5,1 x 39

ZRSL 2 5-DRL GREEN/YELLOW
43512.2 • 100

IEC UL CSA

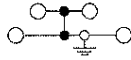
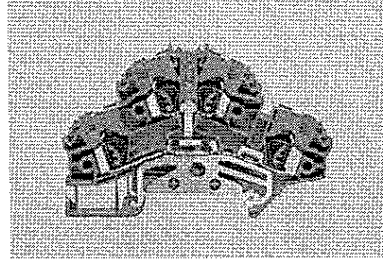
2,5 • 20-12
8 • 3
A3 • V0

0,5-4 • -
0,5-4 • 0,5-2,5
0,08-4
10

2

ZAP 2.5/4 A
493702.1 • 50

From page 179



ZRSLD 2.5

83,6 x 5,1 x 53

ZRSLD 2.5 GREEN/YELLOW
43567.2 • 100

IEC UL CSA

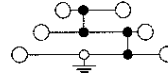

2,5 • 20-12
6 • 3
A3 • V0

0,5-4 • -
0,5-4 • 0,5-2,5
0,08-4
10

4

ZAPD 2 5
493756.1 • 20

From page 179



ZRID 2.5 SL

116,2 x 5,1 x 68

ZRID 2 5 SL GREEN/YELLOW
43593.2 • 50

IEC UL CSA

2,5 • 20-12
6 • 3
A3 • V0

0,5-4 • -
0,5-4 • 0,5-2,5
0,08-4
10

6

ZAP/ID 2.5
493761.1 • 20

From page 179



ZRSL 2.5 N

43,5 x 5,1 x 36,5

ZRSL 2.5 N GREEN/YELLOW
43584.2 • 100

IEC UL CSA

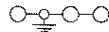

2,5 • 20-12
8 • 3
A3 • V0

0,5-4 • -
0,5-4 • 0,5-2,5
0,08-4
10

2

ZAP SR
493757.1 • 50

From page 179



ZRSL 2.5 N-DR

55 x 5,1 x 36,5
55 x 5,1 x 46,5

ZRSL 2.5 N-DR GREEN/YELLOW
43602.2 • 100

IEC UL CSA

2,5 • 20-12
8 • 3
A3 • V0

0,5-4 • -
0,5-4 • 0,5-2,5
0,08-4
10

3

ZAP SR 3A/35
493795.1 • 50

From page 179

TENSION SPRING PRINCIPLE

CONNECTION DIAGRAM

DESIGNATION

DIMENSION (L x B x H)

with TS 15 mm

With TS 15 (height incl. labelling adapter) mm

with TS 35 x 7,5 mm

With TS 35 x 7,5 (height incl. labelling adapter) mm

TYPE

Type • Colour

Cat. no. • PU

Type

Cat. no. • PU

RATINGS

Rated voltage V

Rated current A

Rated wire size mm² • AWG

Test voltage kV • Contamination degree

Gauge plug acc. to EN 60947-1 • Flammability class UL 94

CONNECTION DATA

Single wire (solid) • Stranded (flexible) mm²

Flexible • Flexible (with ferrules acc. to DIN 46 228/1) mm²

Contact wire range mm²

Insulation stripping length mm

FEATURES

Number of cross connection channels

Test checking possibilities

ACCESSORIES


End plate ZAP

Cat. no. • PU green

ACCESSORIES

Further accessories like labelling systems, covers, end brackets, etc. (page →)

EARTH TERMINALS ZRSL



ZRSL 2.5 N-T15

40 x 5,1 x 34

ZRSL 2 5 N-T15 GREEN/YELLOW
43586.2 • 100

IEC UL CSA

2,5 • 20-12

8 • 3

A3 • V0

0,5-4 • -

0,5-4 • 0,5-2,5

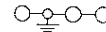

0,08-4

10

2

ZAP SR
493757.1 • 50

From page 179



ZRSL 2.5 N-T15-DR

52,5 x 5,1 x 34

52,5 x 5,1 x 44

ZRSL 2 5 N-T15-DR GREEN/YELLOW
43601.2 • 100

IEC UL CSA

2,5 • 20-12

8 • 3

A3 • V0

0,5-4 • -

0,5-4 • 0,5-2,5

0,08-4

10

3

ZAP SR 3A/15
493794.1 • 50

From page 179