

4

3

2

1

THIS DRAWING IS UNPUBLISHED. RELEASED FOR PUBLICATION  
 © COPYRIGHT BY TYCO ELECTRONICS CORPORATION. ALL RIGHTS RESERVED.

LOC	DIST	REVISIONS		
P	LTR	DESCRIPTION	DATE	BY
AD	00	REVISED PER ECO-09-003518	13FEB09	HMR

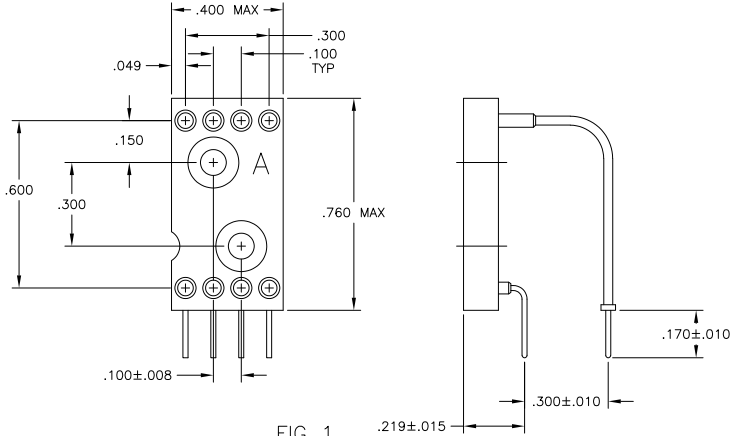


FIG 1  
508-AG8D

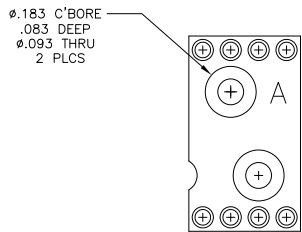


FIG 2  
508-AG4F

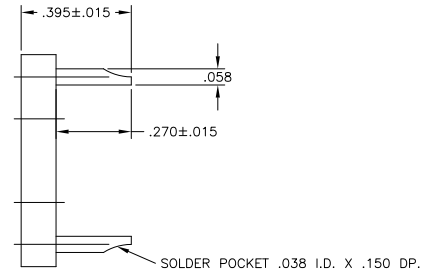
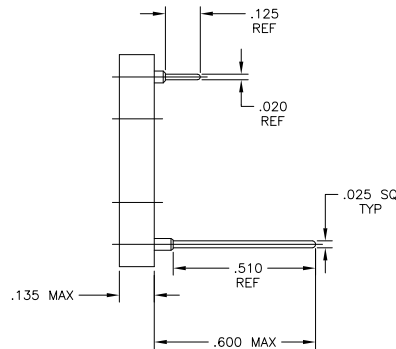


FIG 3  
508-AG4A



MATERIAL AND FINISH:  
 INSULATOR: THERMOPLASTIC POLYESTER, UL 94V-0, BLACK  
 CONTACT: BERYLLIUM COPPER GOLD OVER NICKEL PLATE  
 SLEEVE: BRASS TIN PLATE  
 SLEEVE G36F ONLY: BRASS, GOLD OVER NICKEL PLATE

DIMENSIONS:		TOLERANCES UNLESS OTHERWISE SPECIFIED:		THIS DRAWING IS A CONTROLLED DOCUMENT.		Tyco Electronics Corporation Harrisburg, PA 17105-3608	
INCHES	0 PLC ± .005	1 PLC ± .005	2 PLC ± .005	3 PLC ± .005	4 PLC ± .005	ANGLES ± .1°	M. GINNER 090C12005 C.K. DEBOCK 090C105 K. DEBOCK 090C105 NAME APPLICATION SPEC WEIGHT
MATERIAL	FINISH	L.E.D. SOCKET ASSEMBLY		SIZE	CAGE CODE	DRAWING NO.	RESTRICTED TO
				A2	00779	9-1437529-3	
CUSTOMER DRAWING				SCALE	1:1	SHEET	1 of 1

AMP 1471-9 REV 31MM2000

9-1437529-3

A