THIS DRAWING IS UNPUBLISHED. RELEASED FOR PUBLICATION
© COPYRIGHT - BY TYCO ELECTRONICS CORPORATION. ALL RIGHTS RESERVED.

LOC	DIST	REVISIONS				
FT	64	P	LTR	DESCRIPTION	DATE	DWN	APVD
			N	REV PER OG3C-0162-99	17NOV00	RB	HW

1. RECEPTACLE ACCEPTS A .008–.014 THICK I.C. LEAD.
2. TUBE LOADED.
3. TWO .000030 MIN THK. GOLD STRIPES IN CONTACT AREA WITH TIN–LEAD (93/7) ON CONTACT LEGS, BALANCE OF CONTACT NICKEL PLATED.
4. TWO .000015 MIN THK. GOLD STRIPES IN CONTACT AREA WITH TIN–LEAD (93/7) ON CONTACT LEGS, BALANCE OF CONTACT NICKEL PLATED.
5. MAXIMUM DIMENSION FOR I.C. SEATING PLANE.

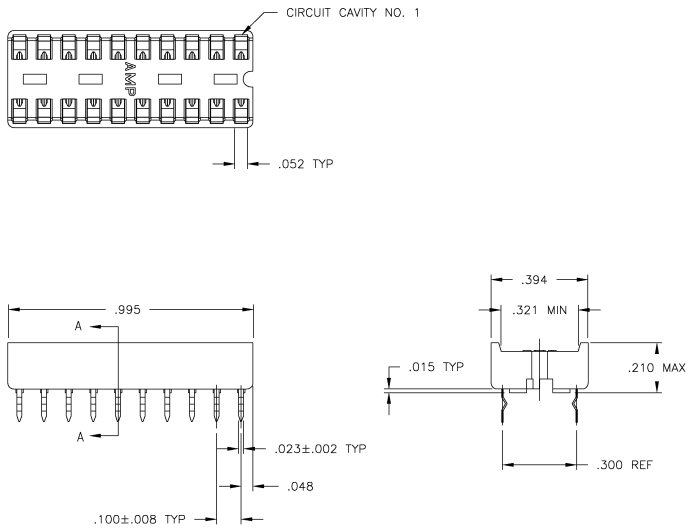

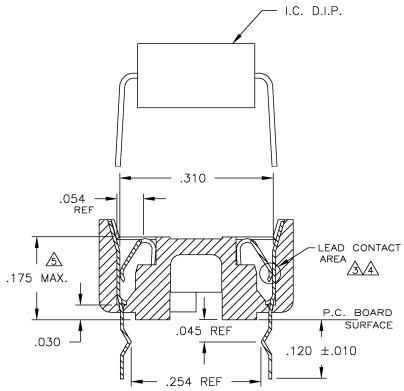

SECTION A–A
SCALE 10:1

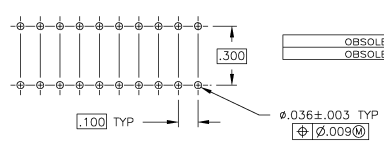

RECOMMENDED MOUNTING HOLE PATTERN
SCALE 4:1

	4	PHOS.BRZ. .006 THK	GLASS–FILLED THERMOPLASTIC, 94V–0, BLACK	2–641264–4
OBSOLETE	TINNED	PHOS.BRZ. .006 THK	GLASS–FILLED THERMOPLASTIC, 94V–0, BLACK	2–641264–3
OBSOLETE	3	BE.CU. .006 THK	GLASS–FILLED THERMOPLASTIC, 94V–0, BLACK	2–641264–2
	TINNED	BE.CU. .006 THK	GLASS–FILLED THERMOPLASTIC, 94V–0, BLACK	2–641264–1
	CONTACT FINISH	CONTACT MAT'L	HOUSING MATERIAL	PART NO.

THIS DRAWING IS A CONTROLLED DOCUMENT.

DIMENSIONS: INCHES

TOLERANCES UNLESS OTHERWISE SPECIFIED:
0 PLC ± –
1 PLC ± –
2 PLC ± –
3 PLC ± .005
4 PLC ± –
ANGLES ± –

MATERIAL: SEE TABLE
FINISH: SEE TABLE

DR: R BROWN 09JAN01
CK: H WYNKOOP 17NOV00
APVD: H WYNKOOP 17NOV00
PRODUCT SPEC: 108–1066
APPLICATION SPEC: 114–1049
WEIGHT: –

AMP Tyco Electronics Corporation Harrisburg, PA 17105

NAME: SOCKET ASSY, DIP, RET LEG, 20 POS, DIPLOMATE™ DL
–

SIZE: A1 | CAGE CODE: 00779 | DRAWING NO: C-641264 | RESTRICTED TO: –

CUSTOMER DRAWING | SCALE: 5:1 | SHEET 1 OF 1 | REV: N

AMP 4805 REV 3/AMP2000
09JAN01 11:52am AMP01193

Downloaded from Elcodis.com electronic components distributor