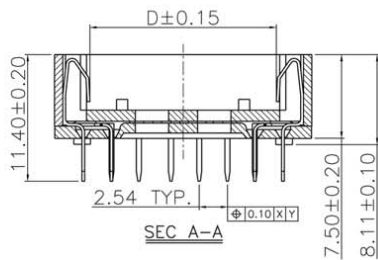
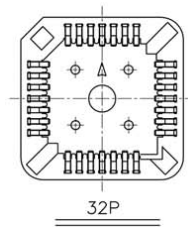


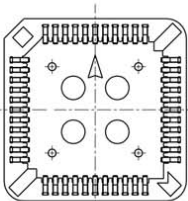
RECOMMENDED P.C. BOARD LAYOUT



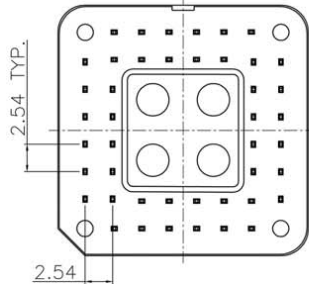
SEC A-A



32P



44P



NOTES:
 SPECIFICATIONS:
 CURRENT RATING:1 AMP.
 VOLTAGE:250V AC/DC MAX.
 DIELECTRIC WITHSTANDING:500VAC FOR ONE MINUTE.
 CONTACT RESISTANCE:30mΩ (MAX).
 INSULATION RESISTANCE:1000MΩ (MIN).
 OPERATING TEMPERATURE:-55°C+105°C
 RETENTION FORCE:0.30KG PER PIN (MIN).
 MATERIALS:
 BODY: PBT+30%GF UL 94V-0.
 COVER:PBT+30%GF UL 94V-0.
 CONTACTS:PHOSOR BRONZE.
 CONTACT PLATING TIN/GOLD.

| No. Of Pin | Dimension (mm) | | | | | | | | | |
|------------|----------------|-------|-------|-------|-------|-------|-------|-------|-------|--|
| | A | B | C | D | E | F | G | H | I | |
| DIP - 20P | 15.56 | 15.56 | 9.10 | 9.10 | 5.08 | 5.08 | 10.16 | 10.16 | 17.55 | |
| DIP - 28P | 18.10 | 18.10 | 11.66 | 11.66 | 7.62 | 7.62 | 12.70 | 12.70 | 21.25 | |
| DIP - 32P | 20.60 | 18.10 | 14.17 | 11.69 | 7.62 | 10.16 | 12.70 | 15.24 | 23.00 | |
| DIP - 44P | 23.48 | 23.48 | 16.78 | 16.78 | 12.70 | 12.70 | 17.78 | 17.78 | 28.50 | |
| DIP - 52P | 25.88 | 25.88 | 19.28 | 19.28 | 15.24 | 15.24 | 20.32 | 20.32 | 32.45 | |
| DIP - 68P | 31.66 | 31.66 | 24.35 | 24.35 | 20.32 | 20.32 | 25.40 | 25.40 | 39.30 | |
| DIP - 84P | 36.66 | 36.66 | 29.38 | 29.38 | 25.40 | 25.40 | 30.48 | 30.48 | 46.85 | |



ITEM NO **A-CCSXX-Z-R (TIN)**
A-CCSXX-G-R (GOLD)
 TITLE **CHIP-CARRIER PLCC SOCKET**

ASSMANN
 Electronics, Inc.

1840 W. Drake Drive, Suite 101 - Tempe, AZ 85283
 Toll Free: 1-877-277-6266 Email: info@usa-assmann.com

THIS DRAWING IS UNPUBLISHED
 © Copyright 2008 by Assmann Electronic Components
 All International Rights Reserved