

4

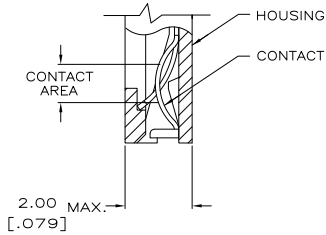
3

2

1

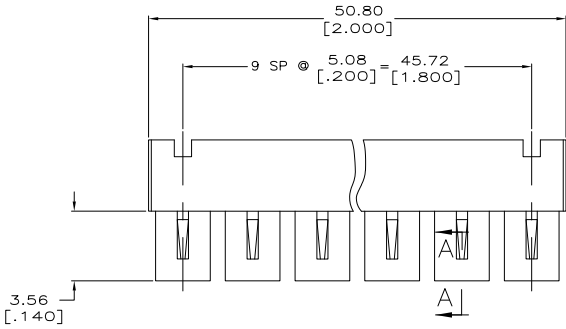
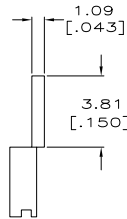
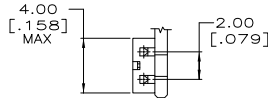
THIS DRAWING IS UNPUBLISHED. RELEASED FOR PUBLICATION. ALL RIGHTS RESERVED.

LOC	DIST	REVISIONS			
P	LR	DESCRIPTION	DATE	BY	APPD
AG	53	F1	REVISED PER ECO-11-004835	11MAR11	RK HMR



SECTION A-A
SCALE 10:1
10 PLACES

- △ HOUSING MATERIAL: BLACK THERMOPLASTIC, 94V-0.
- △ CONTACT MATERIAL: BERYLLIUM COPPER.
- △ CONTACT PLATED WITH 0.00038 [.000015] GOLD IN CONTACT AREA OVER 0.00127 [.000050] NICKEL OVERALL.
- 4 CONNECTOR MATES WITH 0.5mm [.020] SQUARE POSTS ON 2.0mm [.079] CENTERS, MINIMUM POST LENGTH 2.54 [.100].
- △ PART NO. DENOTES INDIVIDUAL TWO POSITION SHUNT, WHICH IS PACKAGED ON BREAKAWAY COMBS OF TEN SHUNTS.
- △ CONTACT PLATED WITH 0.00076 [.000030] GOLD IN CONTACT AREA OVER 0.00127 [.000050] NICKEL OVERALL.
- △ CONTACT PLATED WITH 0.00381 [.000150] MIN. BRIGHT TIN-LEAD OVER 0.00127 [.000050] MIN. NICKEL OVERALL.



△	382575-3
△	382575-2
△	382575-1
FINISH	PART NO △

THIS DRAWING IS A CONTROLLED DOCUMENT.		DRW	C. WHITT	1-8-93
DIMENSIONS:		OK	S. VALLEY	1-8-93
MM (INCHES)		APPD	D. HUFFMAN	1-8-93
OTHER DIMENSIONS:		NAME		
0 PL	# -	MINI-SHUNT ASSY, 2mm		
1 PL	# -	APPLICATION SPEC		
2 PL	# -	SIZE	CAGE CODE	DRAWING NO
3 PL	# 0.26 [010]	A2	00779	C=382575
4 PL	# -	WEIGHT	RESTRICTED TO	
ANGLES	# -	CUSTOMER DRAWING		
MATERIAL	SEE TABLE	SCALE 4:1 SHEET 1 of 1 REV F1		
FINISH	SEE TABLE	TE Connectivity		