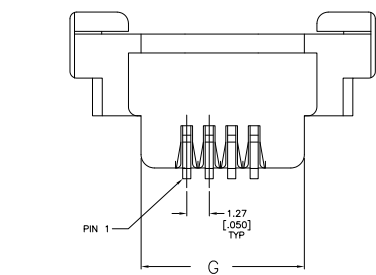
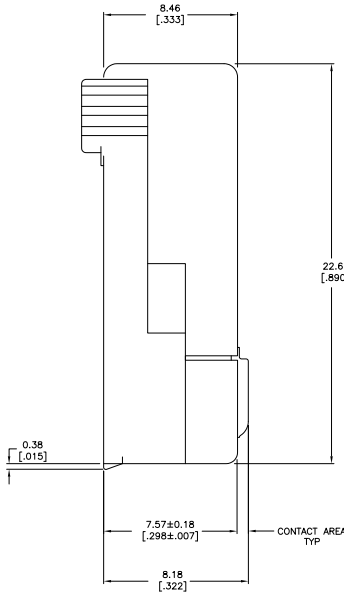
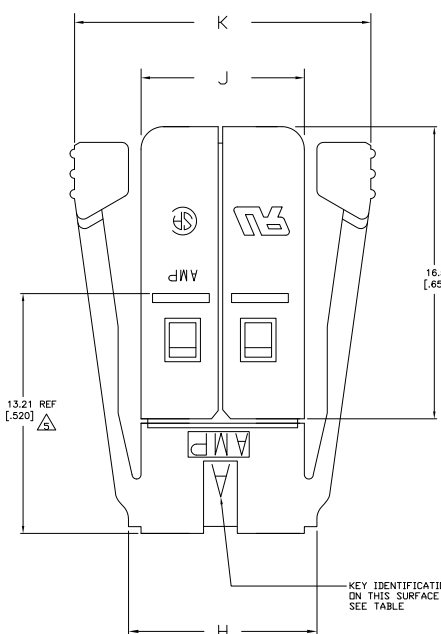


THIS DRAWING IS UNPUBLISHED
 ALL RIGHTS RESERVED

REV	DATE	DESCRIPTION	BY	CHK	APP
00					
AS		REVISED PER EDD-11-004835	11MMR11	RK	HMR



KEY IDENTIFICATION LETTER ON THIS SURFACE SEE TABLE

- PREFIX AND SUFFIX NUMBERS MUST MATCH THOSE ON RECEPTACLE FOR PARTS TO MATE.
- MATERIAL:**
 HOUSING- POLYCARBONATE
 CONTACT- COPPER ALLOY
 SHIELD- BRASS
- FINISH:**
 HOUSING- SMOKE GRAY
 CONTACT- 0.00127[.000050] MIN NICKEL OVER ENTIRE PART,
 0.00002[.000001] GOLD FLASH OVER ENTIRE PART,
 0.00127[.000050] MIN GOLD OVER CONTACT AREA.
 SHIELD: 0.00076[.000030] BRIGHT TIN OVER 0.00127[.000050] MIN NICKEL.
- CABLES SHOULD MEET AMP DRAWING SPECIFICATIONS 520473-1.
- INSERTION DEPTH INTO RECEPTACLE.
- BULK CABLE ARE NOT AVAILABLE FROM AMP INC.
- CABLES SHOULD MEET AMP DRAWING SPECIFICATIONS 520475-1.
- CABLES SHOULD MEET AMP DRAWING SPECIFICATIONS 520477-1.
- CABLES SHOULD MEET AMP DRAWING SPECIFICATIONS 520473-1.
- FOR TERMINATION OF 24 AWG, 7 STRANDED, FLAT RIBBON CABLE WITH 1.27[.050] NOMINAL O.D. CONDUCTOR INSULATION PER LISTED DRAWING SPECIFICATIONS.
- OBsolete PARTS: OBSOLETE CIS STREAMLINING PER D.RENAUD/D.SINIS

	32.11 [1.264]	24.76 [.975]	25.70 [1.012]	24.59 [.968]	16	E	△ A 5-1761184-6
	21.95 [.864]	14.60 [.575]	15.54 [.612]	14.43 [.568]	8	E	△ A 5-1761184-3
	19.40 [.764]	12.06 [.475]	13.00 [.512]	11.89 [.468]	6	E	△ A 5-1761184-2
	16.87 [.664]	9.52 [.375]	10.46 [.412]	9.35 [.368]	4	E	△ A 5-1761184-1
	16.87 [.664]	9.52 [.375]	10.46 [.412]	9.35 [.368]	4	D	△ A 4-1761184-1
	21.95 [.864]	14.60 [.575]	15.54 [.612]	14.43 [.568]	8	C	△ A 3-1761184-3
	19.40 [.764]	12.06 [.475]	13.00 [.512]	11.89 [.468]	6	C	△ A 3-1761184-2
OBsolete	16.87 [.664]	9.52 [.375]	10.46 [.412]	9.35 [.368]	4	C	△ A 3-1761184-1
OBsolete	16.87 [.664]	9.52 [.375]	10.46 [.412]	9.35 [.368]	4	B	△ A 2-1761184-1
OBsolete	32.11 [1.264]	24.76 [.975]	25.70 [1.012]	24.59 [.968]	16	A	△ A 1-1761184-6
	21.95 [.864]	14.60 [.575]	15.54 [.612]	14.43 [.568]	8	A	△ A 1-1761184-3
	19.40 [.764]	12.06 [.475]	13.00 [.512]	11.89 [.468]	6	A	△ A 1-1761184-2
	16.87 [.664]	9.52 [.375]	10.46 [.412]	9.35 [.368]	4	A	△ A 1-1761184-1
	K	J	H	G	NO OF POSN	KEY I.D. LETTER	PART NO

THIS DRAWING IS A CONTROLLED DOCUMENT.

INCHES: 108-2047
 MILLIMETERS: 114-2086

DATE: 11-08-84
 DRAWING NO: 1761184

CUSTOMER DRAWING

TE Connectivity
 PLUG ASSY, FLAT CABLE, 50 SERIES, SDL