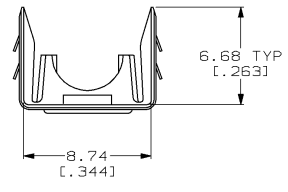
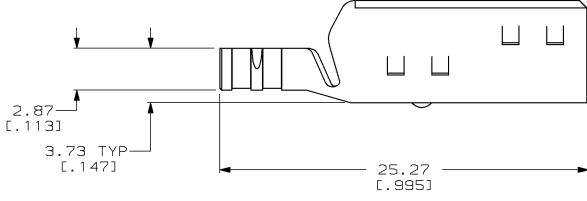
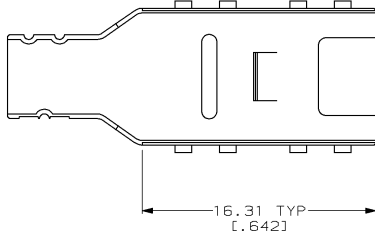


DRAWING MADE IN THIRD ANGLE PROJECTION
 THIS DRAWING IS UNPUBLISHED. RELEASED FOR PUBLICATION
 © COPYRIGHT 19 BY AMP INCORPORATED. ALL INTERNATIONAL RIGHTS RESERVED.

LOC	DIST	P	F	ZONE	LTR	REVISIONS	DATE	APPD
BD	50					C REDRAWN	9/27/90	-
						D REV PER ECN B05592	11/21/91	-
						E REV PER EC 0410-251-97	22 SEP 97	JDS

1. THIS PART TO BE USED WITH:
 PLUG ASSEMBLY 520424-1 (ALL KEY PREFIXES)
 TOP SHIELD 520460-1

FERRULE	CABLE DIAMETER
520432-1	4.42-3.73 [.174-.147]
520433-1	5.11-4.17 [.201-.164]



520461-1
 PART NUMBER

DO NOT SCALE PRINT. UNLESS SPECIFIED DIMENSIONS IN mm [INCHES] TOLERANCES ON ±		DR 9/27/90 A. STAUB BG		AMP Incorporated Harrisburg, PA 17105-3608	
2 PLC DEC # 0.38 [.015] 3 PLC DEC # - ANGLES ± -		CHK 2-25-91 R. STONE			
MATERIAL 0.320 [.0126] CARBON STEEL		APPD 2-27-91 J. PRITULSKY		NAME SHELL, BOTTOM HALF, 4 POSITION, SDL	
FINISH 3.81µm [.000150] MIN TIN OVER 2.54µm [.000100] MIN COPPER		APPLICATION SPEC -		SIZE C	CAGE CODE 00779
WEIGHT -		SCALE 5:1		DRAWING NO 520461	SHEET 1 OF 1

CUSTOMER DRAWING