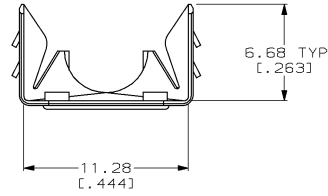
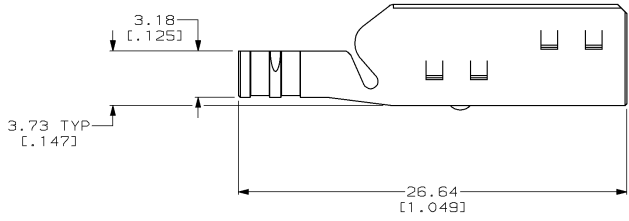
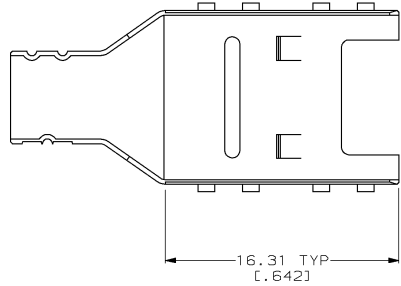


DRAWING MADE IN THIRD ANGLE PROJECTION
 THIS DRAWING IS UNPUBLISHED. RELEASED FOR PUBLICATION
 © COPYRIGHT 19 BY AMP INCORPORATED. ALL INTERNATIONAL RIGHTS RESERVED.

LOC	DIST	P	F	ZONE	LTR	REVISIONS	DATE	APPD
BD	50				D	REDRAWN	9/27/90	-
					E	REV PER ECN B05592	11/21/91	-
					F	REV PER EC 0410-251-97	22 SEP 97	JDS

1. THIS PART TO BE USED WITH:
 PLUG ASSEMBLY 520424-2 (ALL KEY PREFIXES)
 TOP SHIELD 520462-1

FERRULE	CABLE DIAMETER
520434-1	5.08-4.27 [.200-.168]
520435-1	5.84-4.83 [.230-.190]



520463-1
 PART NUMBER

DO NOT SCALE PRINT. UNLESS SPECIFIED DIMENSIONS IN mm [INCHES] TOLERANCES ON: 2 PLC DEC ±0.38 [.015] 3 PLC DEC ± ANGLES ± -	DR 9/27/90 A. STAUB BG	AMP AMP Incorporated Harrisburg, PA 17105-3608	
	CHK 2-25-91 R. STONE		NAME
	APPD 2-27-91 J. PRITULSKY		SHELL, BOTTOM HALF, 6 POSITION, SDL
MATERIAL 0.320 [.0126] CARBON STEEL	APPD - PRODUCT SPEC -	SIZE CAGE CODE DRAWING NO 00779 520463	
FINISH 3.81 μm [.000150] MIN TIN OVER 2.54 μm [.000100] MIN COPPER	APPLICATION SPEC - WEIGHT -	SCALE SHEET 5:1 1 OF 1	

CUSTOMER DRAWING