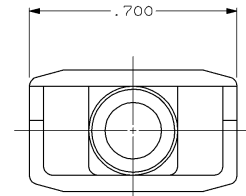
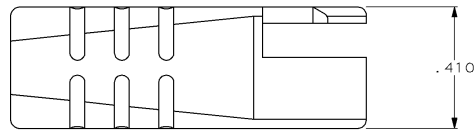
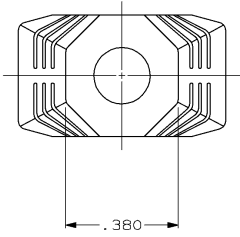
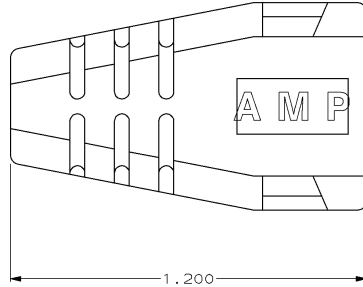


DRAWING MADE IN THIRD ANGLE PROJECTION  
 THIS DRAWING IS UNPUBLISHED. RELEASED FOR PUBLICATION  
 © COPYRIGHT 19 BY AMP INCORPORATED. ALL INTERNATIONAL RIGHTS RESERVED.

LOC	DIST	P	F	ZONE	LTR	DESCRIPTION	DATE	APPD
BD	50				F	REDRAWN	10/8/90	-
					G	REV PER EC 0020-0017-95	01/26/95	RB
					H	SUPERSEDE -3, -4 AND REVISE PER EC 0410-251-97	22 SEP 97	JDS



SUPSD BY	COLOR	PART NUMBER
520853-2	GRAY	520853-4
520853-1	BLACK	520853-3
	GRAY	520853-2
	BLACK	520853-1
	COLOR	PART NUMBER

1. BOOT ACCEPTS CABLE .179-.244 DIA.
2. SEE APPLICATION SPECIFICATIONS 114-2090 OR 114-2102 FOR ASSOCIATED PLUG AND CABLE SPECIFICATIONS.
3. SLIDE BOOT OVER UNTERMINATED CABLE, COMPLETE TERMINATION PER ABOVE SPECIFICATIONS, AND SLIDE BOOT OVER COMPLETED PLUG ASSEMBLY.

DO NOT SCALE PRINT. UNLESS SPECIFIED DIMENSIONS IN INCHES TOLERANCES ON + 2 PLC DEC # - 3 PLC DEC # .010 ANGLES ± -	DR 10/8/90 A.STAUB BG CHK 3/1/91 R.STONE APPD 3/5/91 J.PRITULSKY	AMP Incorporated Harrisburg, PA 17105-3608	
MATERIAL THERMOPLASTIC RUBBER	NAME 8 POSITION SDL ROUND PLUG BOOT		
FINISH -	APPLICATION SPEC -	SIZE CAGE CODE 00779	DRAWING NO 520853
WEIGHT -	SCALE 4:1	SHEET 1 OF 1	

520853

A