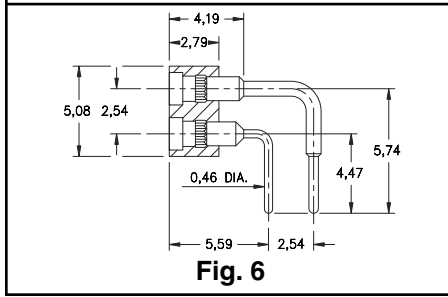
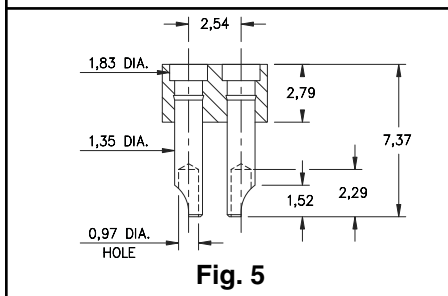
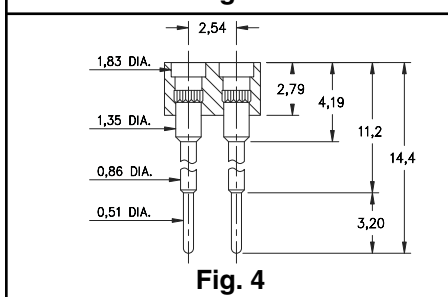
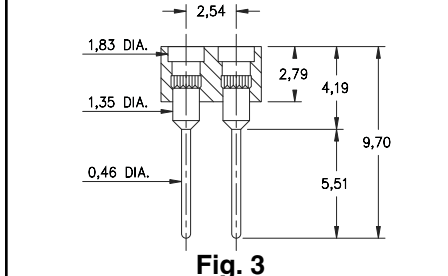
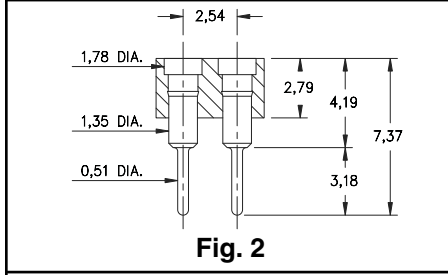



- Series 419, 430 and 499 double row strips may be cut to any length.
- Spring Target connectors present a large flat surface for making tangent connections to our standard 1,07 dia spring pin plungers. The target connectors provide an excellent gold plated conductive path back to the board mounted spring pin connector.
- Target connectors use MM #1938, #1940, #1941, #1942 and #3024 pins. See page 185 for details.
- Insulators are high temp. thermoplastic.



Ordering Information

Fig. 1	Series 419...041 Surface Mount
	419-10-2__-30-041000 Specify # of pins → 04-64
Fig. 2	Series 419...001 Standard Solder Tails
	419-10-2__-00-001000 Specify # of pins → 04-64
Fig. 3	Series 419...002 Long Solder Tails
	419-10-2__-00-002000 Specify # of pins → 04-64
Fig. 4	Series 419...005 Elevated Solder Tails
	419-10-2__-00-005000 Specify # of pins → 04-64
Fig. 5	Series 430...240 Solder Cups
	430-10-2__-00-240000 Specify # of pins → 04-64
Fig. 6	Series 499...008 Right Angle Solder Tails
	499-10-2__-10-008000 Specify # of pins → 04-64

*For Electrical,
Mechanical & Environmental
Data, See pg. 4*



PLATING CODE =	10		
Pin Plating	0,25µm Au		