

Fig. 1

- Series 319, 330 and 399 single row strips may be cut to any length.
- Spring Target connectors present a large flat surface for making tangent connections to our standard 1,07 dia spring pin plungers. The target connectors provide an excellent gold plated conductive path back to the board mounted spring pin connector.
- Target connectors use MM #1938, #1940, #1941, #1942 and #3024 pins. See page 185 for details.
- Insulators are high temp. thermoplastic.

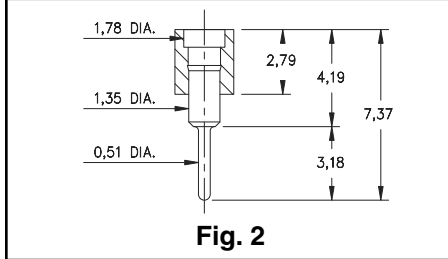



Fig. 2

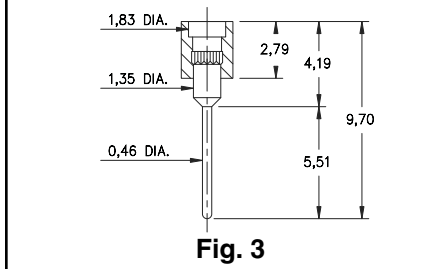


Fig. 3

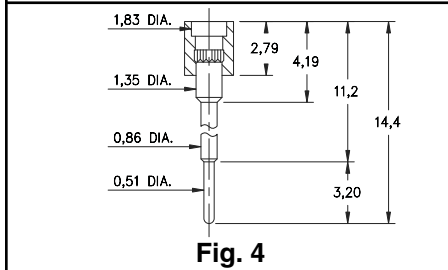


Fig. 4

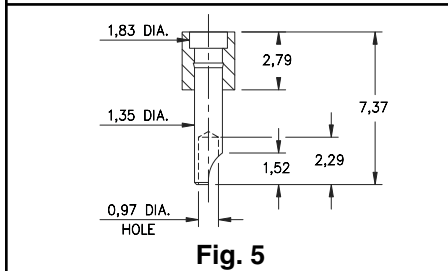


Fig. 5

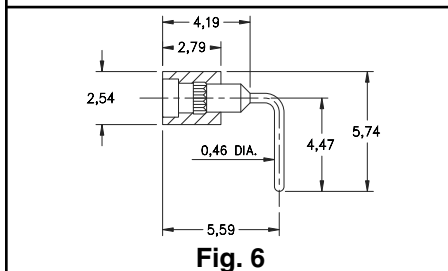


Fig. 6

Ordering Information

Fig. 1	Series 319...041 SMT w/ Alignment Pins
	319-10-1__-30-041000 Specify # of pins ↳ 01-64
Fig. 2	Series 319...001 Standard Solder Tails
	319-10-1__-00-001000 Specify # of pins ↳ 01-64
Fig. 3	Series 319...002 Long Solder Tails
	319-10-1__-00-002000 Specify # of pins ↳ 01-64
Fig. 4	Series 319...005 Elevated Solder Tails
	319-10-1__-00-005000 Specify # of pins ↳ 01-64
Fig. 5	Series 330...240 Solder Cups
	330-10-1__-00-240000 Specify # of pins ↳ 01-64
Fig. 6	Series 399...008 Right Angle Solder Tails
	399-10-1__-10-008000 Specify # of pins ↳ 01-64

*For Electrical,
Mechanical & Environmental
Data, See pg. 4*



PLATING CODE =	10			
Pin Plating	0,25µm Au			

Downloaded from Elcodis.com electronic components distributor