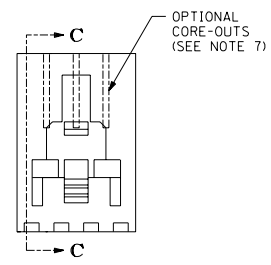
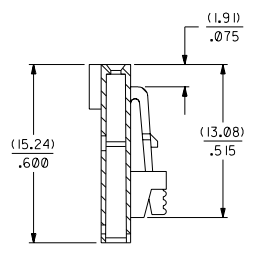
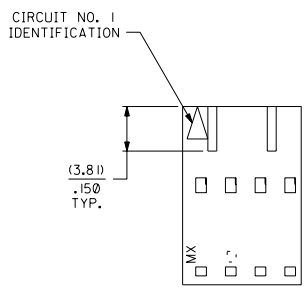
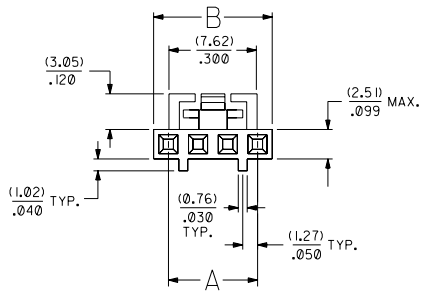


13 12 11 10 9 8 7 6 70066 4 3 2 1

**NOTES:**

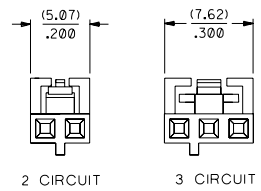
1. MATERIAL: G.F. POLYESTER, 94V-0, COLOR: BLACK
2. HOUSING MAY BE USED WITH TERMINAL NUMBERS 70058 AND 71851.
3. REFER TO CHART FOR AVAILABLE CIRCUIT SIZES.
4. HOUSINGS TO BE USED WITH (0.64) x .025 SQUARE OR ROUND PINS.
5. HOUSINGS ARE STACKABLE END-TO-END ON (2.54) x .100 CENTERS.
6. REFER TO MOLEX PRODUCT SPECIFICATIONS PS-70058, PS-71851, AND MOLEX APPLICATION SPECIFICATION SDES-70400.
7. PARTS MAY OR MAY NOT BE SUPPLIED WITH EXTERIOR CORE-OUT CONFIGURATION. REFER TO MOLEX DRAWING NUMBER SD-70066-\*\*\*\* FOR OPTIONAL HOUSING DETAILS.
8. DIMENSIONS ARE SHOWN FOR REFERENCE ONLY.
9. PACKAGE PER PK-70066-100.

CKT. SIZE	EDP. NO.	ENG. NO.	A ± (0.10) / .004	B MAX.
2	50-57-9402	70066-0176	(2.54) / .100	(5.05) / .199
3	50-57-9403	70066-0177	(5.08) / .200	(7.51) / .299
4	50-57-9404	70066-0178	(7.62) / .300	(10.13) / .399
5	50-57-9405	70066-0179	(10.16) / .400	(12.67) / .499
6	50-57-9406	70066-0180	(12.70) / .500	(15.21) / .599
7	50-57-9407	70066-0181	(15.24) / .600	(17.75) / .699
8	50-57-9408	70066-0182	(17.78) / .700	(20.29) / .799
9	50-57-9409	70066-0183	(20.32) / .800	(22.83) / .899
10	50-57-9410	70066-0184	(22.86) / .900	(25.37) / .999
11	50-57-9411	70066-0185	(25.40) / 1.000	(27.91) / 1.099
12	50-57-9412	70066-0186	(27.94) / 1.100	(30.45) / 1.199
13	50-57-9413	70066-0187	(30.48) / 1.200	(32.99) / 1.299
14	50-57-9414	70066-0188	(33.02) / 1.300	(35.53) / 1.399
15	50-57-9415	70066-0189	(35.56) / 1.400	(38.07) / 1.499
16	50-57-9416	70066-0190	(38.10) / 1.500	(40.61) / 1.599
17	50-57-9417	70066-0191	(40.64) / 1.600	(43.15) / 1.699
18	50-57-9418	70066-0192	(43.18) / 1.700	(45.69) / 1.799
19	50-57-9419	70066-0193	(45.72) / 1.800	(48.23) / 1.899
20	50-57-9420	70066-0194	(48.26) / 1.900	(50.77) / 1.999
21	50-57-9421	70066-0195	(50.80) / 2.000	(53.31) / 2.099
22	50-57-9422	70066-0196	(53.34) / 2.100	(55.85) / 2.199
23	50-57-9423	70066-0197	(55.88) / 2.200	(58.39) / 2.299
24	50-57-9424	70066-0198	(58.42) / 2.300	(60.93) / 2.399
25	50-57-9425	70066-0199	(60.96) / 2.400	(63.47) / 2.499



**SECTION C-C**

**OPTION "G"**



**LATCH AND POLARIZATION RIB LOCATION**

4 THROUGH 25 CIRCUIT HOUSINGS ARE AS SHOWN IN MAIN BODY OF DRAWING

ADD PKG NOTE PER UDT2000-0468 SCHAFFER 93/12/1		DIMENSIONS SHOWN METRIC INCH		MFG, SHL, REV.	
ADD DIMENSIONS ECN UCP2004-0893 RWWHITE 03/11/10		UNLESS OTHERWISE SPECIFIED TOLERANCES ANGULAR ± 1/2°		TITLE HOUSING, CONNECTOR (2.54) x .100 GRID STACKABLE SINGLE ROW	
REVISED PER ECR # U106682 REED 05/27/94		D PLACE ± .007 INCH METRIC ± 0.18		MOLEX INCORPORATED SHEET NO. 1 OF 1 DATE 03/28/86	
ADD TOLERANCES ECN UDT2002-0314 BBARKER 01/08/21		E PLACE ± .010 INCH METRIC ± 0.25		SEE CHART SD-70066-0176-0199	
REVISED PER ECR # U10967 08/08/91 MJM/MGB		F PLACE ± .015 INCH METRIC ± 0.38		NO DRAWING CONTAINS INFORMATION THAT IS PROPRIETARY TO MOLEX INC. AND SHOULD NOT BE USED WITHOUT WRITTEN PERMISSION.	
LTR. REVISIONS	LTR. REVISIONS	APPR. BY	SCALE	FILE NAME	DATE
		RS	4 : 1	700660176	DA

13 12 11 10 9 8 7 6 5 4 3 2 1