

10 9 8 7 6 5 4 3 2 1

F

E

D

C

B

A

F

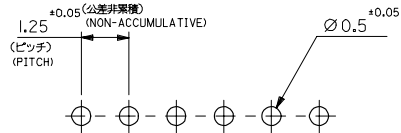
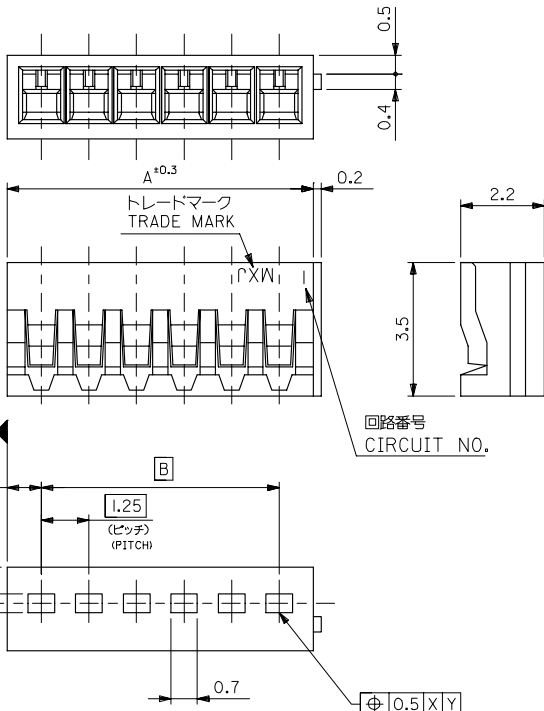
E

D

C

B

A

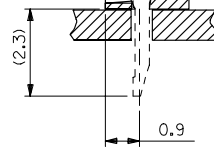


基板取付穴推奨寸法 (t=0.8)
RECOMMENDED P.C. BOARD HOLE DIM. (t=0.8)

適合ターミナル
APPLICABLE TERMINAL

注記
NOTE

- △ 適合ターミナル : 50061-8*00
50080-8*00
- △ APPLICABLE TERMINAL : 50061-8*00
50080-8*00



| | | | |
|-------|-------|------------|---------------|
| 17.5 | 19.3 | 51022-1500 | 15 |
| 16.25 | 18.05 | -1400 | 14 |
| 15 | 16.8 | -1300 | 13 |
| 13.75 | 15.55 | -1200 | 12 |
| 12.5 | 14.3 | -1100 | 11 |
| 11.25 | 13.05 | -1000 | 10 |
| 10 | 11.8 | -0900 | 9 |
| 8.75 | 10.55 | -0800 | 8 |
| 7.5 | 9.3 | -0700 | 7 |
| 6.25 | 8.05 | -0600 | 6 |
| 5 | 6.8 | -0500 | 5 |
| 3.75 | 5.55 | -0400 | 4 |
| 2.5 | 4.3 | -0300 | 3 |
| 1.25 | 3.05 | 51022-0200 | 2 |
| B | A | ENG. NO. | 種 CKT. NO. |

| | |
|----------------------|---------------------------------------|
| 材料 MATERIAL | ポリエステル, UL94V-0 POLYESTER, UL94V-0 |
| 仕上り FINISH | — |
| 適用導線範囲 WIRE RANGE | — |
| 標準外径 INS. RANGE | — |

| | | | | | | | |
|---|--|-------|----------------------------|------------|---------------------------------|--|---------------------------|
| REVISED EC NO. J2006-2413 2006/04/05 DRWN: YAOYAGI CHKD: MIYAKI APPR: NUKITA 2006/04/12 | GENERAL TOLERANCES (UNLESS SPECIFIED) | | DIMENSION STYLE MM ONLY | | SCALE 10:1 | DESIGN UNITS METRIC | THIRD ANGLE PROJECTION |
| | 10 UNDER | ±0.2 | DRAWN BY | DATE | | | |
| | 10 OVER 30 UNDER | ±0.25 | H. IJIMA | 1996/05/29 | | | |
| | 30 OVER | ±0.3 | CHECKED BY | DATE | | | |
| D | ANGULAR | ±3 ° | M. FUKUSHIMA | 1996/05/29 | TITLE 1.25 BOARD IN CONN HSG | MOLEX INCORPORATED | SHEET NO. 1 OF 1 |
| | DRAFT WHERE APPLICABLE MUST REMAIN WITHIN DIMENSIONS | | APPROVED BY | DATE | | | |
| | | | M. ENOMOTO | 1996/05/29 | DOCUMENT NO. SD-51022-001 | | |
| | | | SIZE A3 | SEE CHART | | THIS DRAWING CONTAINS INFORMATION THAT IS PROPRIETARY TO MOLEX INCORPORATED AND SHOULD NOT BE USED WITHOUT WRITTEN PERMISSION | |