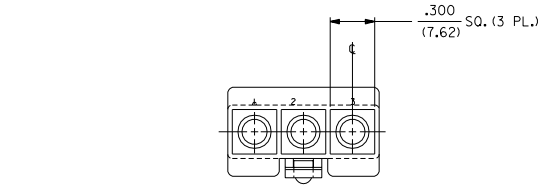

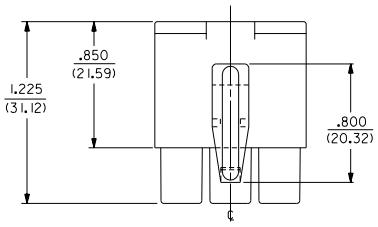

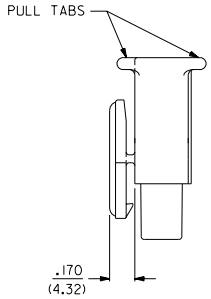

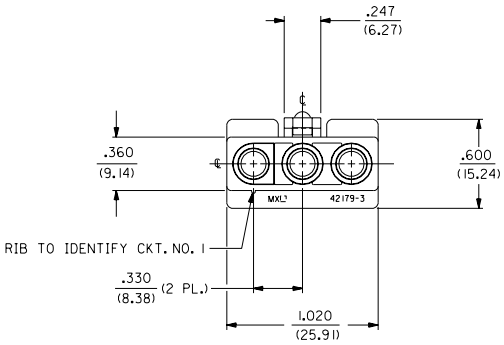

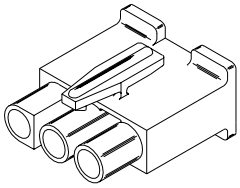

RECEPTACLE

MFG.	SH.	REV.	LTR.	REVISIONS
F	3	G1	G1	ADD 42179-3R1-B UCP2004-1839 AELHAG, 03-23-04
E	2	G1	G	ADD RIBS DIM'S (PLUG) UCP2003-1535 AELHAG, 01-14-03
F	1	G1	F1	REVISED UCR1998-0128 WANG 98-04-08
			F	DEL 94V-0 MAT'L ECR U2-1699 AFG 92-11-20 RW
			E	REVISE PER ECR U2 0036 CKC 2/10/92
			D	REVISED PER ECR #U00189 7-5-90 TRM
			C	REVISED LATCH ECR # U90011 KBW 03-31-89 RW
			B	REV. PICTORIALLY ECR U8 2272 GEP 12-15-88 RW
			A	REV. & FINAL REL. ERO 27381 GEP 10-18-88 RW
			1	"X" REL. PER ERO 25874 GEP 3-28-88 RW

=0 =0 REVISE ONLY ON CAD SYSTEM

DIMENSIONS SHOWN (METRIC) INCH
UNLESS OTHERWISE SPECIFIED TOLERANCES: ANGULAR ± 1°

	INCH	METRIC
3 PLACE	± .007	---
2 PLACE	± .010	± 0.18
1 PLACE	---	± 0.25

DRAFT WHERE APPLICABLE MUST REMAIN WITHIN DIMENSIONS

TITLE .125/(3.17) HOUSING, PLUG AND RECEPTACLE, 3 CKT., .330/(8.38) CTRS.

MOLEX INCORPORATED LISLE, ILL. 60532 U.S.A.

SHEET NO. 1 OF 3 DATE 5/6/88

PART NO. SEE CHART DRWG. NO. SD-42179-3*

DRWG. BY GEP CHK'D. BY RW
APP'D. BY RAS SCALE 2 : 1

FILE NAME S421793X1 DGN

THIS DRAWING CONTAINS INFORMATION THAT IS PROPRIETARY TO MOLEX INC. AND SHOULD NOT BE USED WITHOUT WRITTEN PERMISSION.

DIV. CP SIZE C

NO P.S. 1

Downloaded from Elcodis.com electronic components distributor

PLUG		RECEPTACLE	
PART NO.	ENG. NO.	PART NO.	ENG. NO.
03-12-2036	42179-3P1	03-12-1036	42179-3R1
03-12-2035	42179-3P	50-29-1608	42179-3R1-B

LEGEND:

42179-3****-*

CIRCUIT SIZE:

HOUSING TYPE:
- P = PLUG
- R = RECEPTACLE

MOUNTING EAR OPTION:
- BLANK = WITH PREBENT EARS AND RIBS, PLUG ONLY
- 1 = WITHOUT EARS

COLOR:
- BLANK = TRANSLUCENT NATURAL COLOR
- AM=AMBER BK=BLACK BU=BLUE
- BN=BROWN GY=GRAY GN=GREEN
- OR=ORANGE RD=RED YW=YELLOW

MATERIAL:
- BLANK = MATERIAL CODE A.
- B = MATERIAL CODE B.

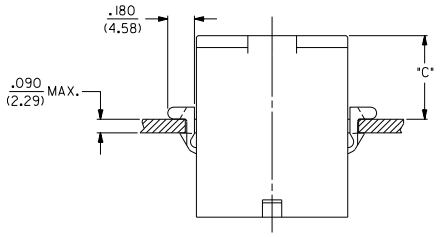

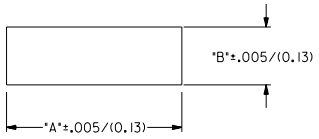

RECOMMENDED HOLE CUTOUT

HOUSING	DIM. "A"	DIM. "B"	DIM. "C"
PLUG	1.181/(30.00)	.440/(11.18)	.57/(14.5)

NOTES:

1. PART ACCEPTS A MAXIMUM .250/(6.35) INSULATION DIA.
2. FOR USE WITH ALL MOLEX .125/(3.17) DIAMETER SERIES TERMINAL EXCEPT THE 1219/1220 SERIES.
3. MATERIAL CODES:-
   - A- NYLON 6/6, U.L. 94V-2.
   - B- NYLON 6/6, U.L. 94V-0.

LTR.	REVISIONS	LTR.	REVISIONS
G1	SEE SHEET 1	1	SEE SHT. 1
		A	SEE SHT. 1
		B	SEE SHT. 1
		D	SEE SHEET 1
		F	SEE SHEET 1
		F1	SEE SHEET 1
		G	SEE SHEET 1

DIMENSIONS SHOWN (METRIC) INCH
UNLESS OTHERWISE SPECIFIED TOLERANCES: ANGULAR ±.5DEG

	INCH	METRIC
3 PLACE	± .007	---
2 PLACE	± .010	± 0.18
1 PLACE	---	± 0.25

DRAFT WHERE APPLICABLE MUST REMAIN WITHIN DIMENSIONS

DRWG. BY GEP | CHK'D. BY RW
APP'D. BY RAS | SCALE 2 : 1

▽ = 0 ▼ = 0 REVISE ONLY ON CAD SYSTEM

TITLE .125/(3.17) HOUSINGS, PLUG AND RECEPTACLE, 3 CKT., .330/(8.38) CTRS.

MOLEX INCORPORATED LISLE, ILL. 60532 U.S.A.

SHEET NO. 3 | DATE 4/20/88

PART NO. SEE CHART | DRWG. NO. SD-42179-3*

FILE NAME S42179SX3 DGN

THIS DRAWING CONTAINS INFORMATION THAT IS PROPRIETARY TO MOLEX INC. AND SHOULD NOT BE USED WITHOUT WRITTEN PERMISSION

DIV. CP | SIZE C

NO P.S.1

Downloaded from Elcodis.com electronic components distributor