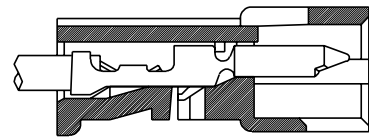
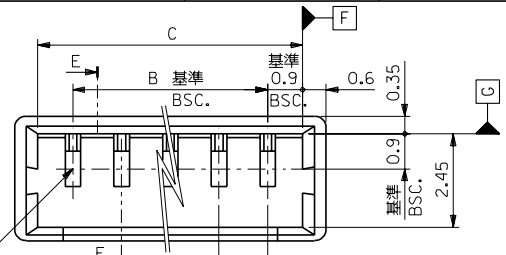
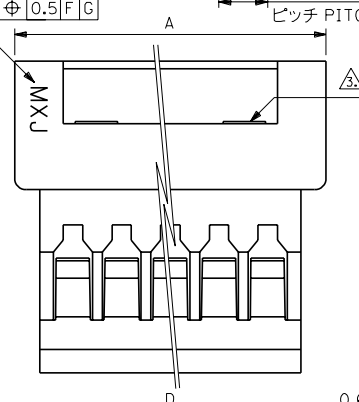


8 7 6 5 4 3 2 1



断面 E-E  
SECT. E-E

トレードマーク  
TRADE MARK



注)  
NOTE.

- △1 適合ターミナル：50125-8\*00,50133-8\*00  
APPLICABLE TERMINAL:50125-8\*00,50133-8\*00
- 2. 嵌合相手：51021-\*\*-00  
MATE WITH:51021-\*\*-00
- △3 ロック窓は、2、3極は1ヶ、4極以上は2ヶとする。  
LOCKING WINDOW:ONE PLACE FOR 2AND3CKT.  
AND TWO PLACES FOR MORE THAN 4CKT.

	12.95	14.25	13.05	11.25	51047-1000	10
	11.7	13	11.8	10	▲	-0900
	10.45	11.75	10.55	8.75		-0800
	9.2	10.5	9.3	7.5		-0700
	7.95	9.25	8.05	6.25		-0600
	6.7	8	6.8	5		-0500
	5.45	6.75	5.55	3.75		-0400
	4.2	5.5	4.3	2.5		-0300
	2.95	4.25	3.05	1.25		51047-0200
D	A	C	B	ENG.NO.	極数	CKT.

DO NOT SCALE DRAWING

EC NO. DRWN: CHK: APPR:	EC NO. DRWN: CHK: APPR:	EC NO. DRWN: CHK: APPR:	EC NO. DRWN: CHK: APPR:	EC NO. DRWN: CHK: APPR:
REDRAWN				
EC NO. JC2000-0629	DRWN: K.KOHAMA 00/ 3/28	CHK: T.YAMAGUCHI 00/ 3/30	APPR: M.FUKUSHIMA 00/ 3/30	

MATERIAL 材料	ポリエステル ,UL94V-0 POLYESTER ,UL94V-0
FINISH 仕上げ	—
WIRE RANGE 適用電線範囲	—
INS. RANGE 被覆外径	—
DESCRIPTION	

GENERAL TOLERANCES: (UNLESS SPECIFIED) 一般公差	
10 UNDER 未満	+0.2
10 OVER 以上	+0.25
30 UNDER 未満	
30 OVER 以上	+0.3
ANGLE 角度	+3°

SCALE 10:1	DESIGN UNITS <input checked="" type="checkbox"/> mm <input type="checkbox"/> INCH
DRAWN BY & DATE K.KOHAMA 00/ 3/28	CHECKED BY & DATE T.YAMAGUCHI 00/ 3/30
APPROVED BY & DATE M.FUKUSHIMA 00/ 3/30	CAD FILENAME S51047.S10

THIRD ANGLE PROJECTION <input type="checkbox"/> mm <input type="checkbox"/> INCH <input checked="" type="checkbox"/> mm ONLY	TITLE: 1.25 W/W CONN. PLG HSG.
DIMENSIONS: <input type="checkbox"/> mm <input type="checkbox"/> INCH	MATERIAL NO. 51047-**-00
DRAWING NO. SD-51047-**-00	SHEET NO. 1
MOLEX INCORPORATED	
THIS DRAWING CONTAINS INFORMATION THAT IS PROPRIETARY TO MOLEX INCORPORATED AND SHOULD NOT BE USED WITHOUT WRITTEN PERMISSION.	
EN-02(J1097) MXJ-54	

8 7 6 5 4 3 2 1