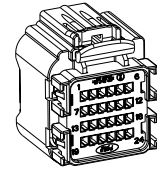
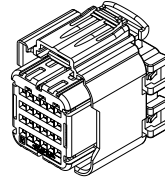
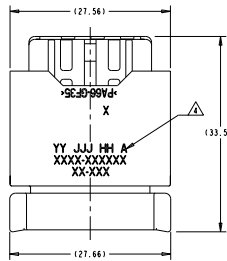


MINIMUM FEED THROUGH CONDITION WITH 1mm CLEARANCE ALL AROUND

MINIMUM FEED THROUGH CONDITION WITH 1mm CLEARANCE ALL AROUND SHOWN WITH OPTION WIRESHIELD



1. APPLICABLE TERMINAL PART NUMBERS (SOLD SEPARATELY):
 FOR 1IN APPLICATIONS: 1393362 AND 1393366.
 FOR GOLD APPLICATIONS: 1393365 AND 1393364.
 FOR TERMINATION AND REELING OPTIONS:
 SEE DRAWINGS 1393367, 1393368, 1393365, AND 1393364.
2. COMPATIBLE WIRE SIZES FOR MAT SEAL DESIGN 1: 19 TO 2.06 O.D.
 (22-18 AWG, 0.35-0.75 mm²)
3. TPA IS SKIPPED IN IT'S PRE-LOADED POSITION. ALL ASSEMBLIES ARE TO BE TRAY PACKAGED.
4. CUSTOMER PART NUMBER AND TRACEABILITY CODE (YY = TWO DIGIT YEAR, JJJ = JULIAN DAY, HH = TWO DIGIT MILITARY HOUR, A = ASSEMBLY PROCESS USED) ARE PRINTED IN THIS LOCATION.
5. PART ASSEMBLY WEIGHT WITHOUT TERMINALS AND WITH STANDARD PIN-OUT CONFIGURATION IS 14.39 GRAMS.
6. OPTIONAL WIRESHIELD PIN 7: 1419157-B (SOLD SEPARATELY). PLEASE CONTACT YOUR TFC ELECTRONICS SALES REPRESENTATIVE FOR AVAILABILITY AND PRICING.

ASSEMBLY PART NUMBERS																												
1	143803-7																											
1	143803-6																											
1	143803-5																											
1	143804-2																											
2	143805-3																											
1	143803-4																											
1	143804-4																											
1	143804-6																											
1	143803-3																											
2	143805-2																											
1	143804-5																											
1	143805-1																											
1	143804-1																											
1	143803-1																											
1	143805-7																											
1	143805-8																											
1	143803-0																											
2	143803-0																											
1	143804-9																											
1	143803-9																											
1	143805-5																											
1	143805-4																											
1	143805-4																											
1	143805-3																											
1	143805-2																											
1	143803-8																											
1	143803-8																											
1	143805-6																											
1	143806-9																											
1	143806-8																											
1	143806-7																											
1	143806-6																											
1	143806-5																											
1	143806-4																											
1	143806-3																											
4	1419171-1																											
1	143805-0																											
1	143805-8																											
1	143805-7																											
1	143805-5																											
1	143805-4																											
1	143805-3																											
1	143805-2																											
1	143805-1																											
1	143803-3																											
1	143805-4																											
1	143805-3																											
1	143805-2																											
1	143805-1																											

KEYING OPTION "A" SHOWN

ITEM	DESCRIPTION	MATERIAL	FINISH/COLOR
6	CPA	PBT 152 GF	RED
5	PERIMETER SEAL	SILICONE	GREEN
4	GROMMET	SILICONE	BROWN
3	COVER	PA66 35F GF	BLACK
2	TPA WITH 3 SHORTING BAR POSITIONS CONFIGURATION	SPS 302 GF	RED
1	PLUG WITH KEYING OPTION "F" AND 3 SHORTING BAR POSITIONS CONFIGURATION	PA66 35F GF	BLACK
1	PLUG WITH KEYING OPTION "E" AND 3 SHORTING BAR POSITIONS CONFIGURATION	PA66 35F GF	BLACK
1	PLUG WITH KEYING OPTION "D" AND 3 SHORTING BAR POSITIONS CONFIGURATION	PA66 35F GF	BLACK
1	PLUG WITH KEYING OPTION "C" AND 3 SHORTING BAR POSITIONS CONFIGURATION	PA66 35F GF	NATURAL
1	PLUG WITH KEYING OPTION "B" AND 3 SHORTING BAR POSITIONS CONFIGURATION	PA66 35F GF	BLACK
1	PLUG WITH KEYING OPTION "A" AND 3 SHORTING BAR POSITIONS CONFIGURATION	PA66 35F GF	GRAY

24 WAY ARM PLUG ASSEMBLY WITHOUT SHORTING BARS. CUSTOMER SPEC.

TFC Electronics
 Harrisburg, PA 17105-3608

DATE: 00778 ©-3-1419157-9
 DRAWING: CUSTOMER DRAWING

REVISOR		REVISIONS	
DATE	BY	DESCRIPTION	DATE
FX	00	SEE SHEET 1	

ASSEMBLY PART NUMBERS																			
2035000-1	2035000-2	2035000-3	2035000-4	2035000-5	2035000-6	2035000-7	2035000-8	2035000-9	2035000-10	2035000-11	2035000-12	2035000-13	2035000-14	2035000-15	2035000-16	2035000-17	2035000-18	2035000-19	2035000-20
1	1	1	1	1	1	1	1	1	1	1	1	1	1	1	1	1	1	1	1

QUANTITY	DESCRIPTION	ITEM	DESCRIPTION	MATERIAL	FINISH/COLOR
6	CPA		PBT 15X GF		RED
5	PERIMETER SEAL		SILICONE		GREEN
4	GROMMET COVER		SILICONE		BROWN
3	TPA WITH 3 SHORTING BAR POSITIONS CONFIGURATION		P666 35X GF		BLACK
2	PLUG WITH KEYING OPTION "F" AND 3 SHORTING BAR POSITIONS CONFIGURATION		P666 35X GF		BLACK
1	PLUG WITH KEYING OPTION "E" AND 3 SHORTING BAR POSITIONS CONFIGURATION		P666 35X GF		BLACK
1	PLUG WITH KEYING OPTION "D" AND 3 SHORTING BAR POSITIONS CONFIGURATION		P666 35X GF		BLACK
1	PLUG WITH KEYING OPTION "C" AND 3 SHORTING BAR POSITIONS CONFIGURATION		P666 35X GF		NATURAL
1	PLUG WITH KEYING OPTION "B" AND 3 SHORTING BAR POSITIONS CONFIGURATION		P666 35X GF		BLACK
1	PLUG WITH KEYING OPTION "A" AND 3 SHORTING BAR POSITIONS CONFIGURATION		P666 35X GF		GRAY

DATE: 03/15/00 DRAWN BY: J. J. J. CHECKED BY: J. J. J. APPROVED BY: J. J. J. TITLE: 24 WAY ARM PLUG ASSEMBLY WITHOUT SHORTING BARS, CUSTOMER SPEC.	DATE: 03/15/00 DRAWN BY: J. J. J. CHECKED BY: J. J. J. APPROVED BY: J. J. J. TITLE: 24 WAY ARM PLUG ASSEMBLY WITHOUT SHORTING BARS, CUSTOMER SPEC.	DATE: 03/15/00 DRAWN BY: J. J. J. CHECKED BY: J. J. J. APPROVED BY: J. J. J. TITLE: 24 WAY ARM PLUG ASSEMBLY WITHOUT SHORTING BARS, CUSTOMER SPEC.	DATE: 03/15/00 DRAWN BY: J. J. J. CHECKED BY: J. J. J. APPROVED BY: J. J. J. TITLE: 24 WAY ARM PLUG ASSEMBLY WITHOUT SHORTING BARS, CUSTOMER SPEC.
--	--	--	--

