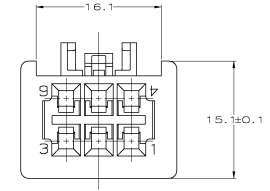
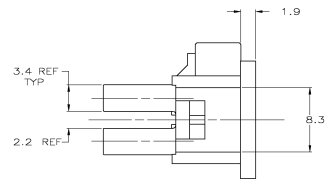
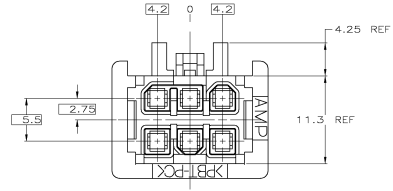
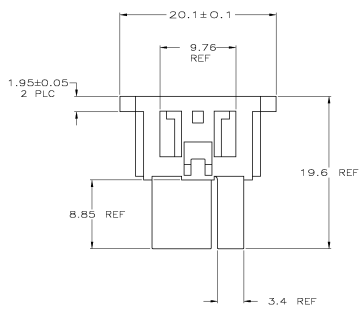


REV	DATE	DESCRIPTION	BY	CHK	APP
00	GP				
E		REVISED & REDRAWN PER EC 0512-0002-SHO AUG 04JAW/AMF			

1. FOR USE WITH AMP-DUAC[®] SOCKET CONTACTS (EX: 794138-2, 794139-2, 794140-2, 794418-1, 794417-1, 794418-1), TERMINAL MUST BE INSERTED INTO RECEPTACLE HOUSING SO THAT THE TOP OF THE WIRE AND INSULATION CRIMPS FACE THE INTERIOR OF THE HOUSING.
2. FOR SECONDARY LOCKING OF SOCKET CONTACTS, USE POSITION LOCK 794145-3 (1 REQUIRED).
3. RECEPTACLE HOUSING AND POSITION LOCK AVAILABLE AS BULK KIT, P/N 794319-1.
4. MATES WITH AMP-DUAC/PL[®] 6 CIRCUIT HEADERS, RIGHT ANGLE (EX: 794173-2).
5. REQUIRES LATCH ASSEMBLY 794150-1 (STANDARD) OR 794149-1 (EXTENDED).
6. KEYING PLUG: 794144-1.



794153-1
 PART NUMBER

THIS DRAWING IS A CONTROLLED DOCUMENT.		REV. 1	DATE 12 AUG 04	BY J.F. BANTUM	CHK J.F. BANTUM	DATE 12 AUG 04	APP
DIMENSIONS: mm		TOLERANCES UNLESS SPECIFIED:		PROJECT FILE: 108-1646		HOUSING, RECEPTACLE	
Ø	F 0.13	F 0.13	F 0.13	F 0.13	F 0.13	AMP-DUAC/PL POWER CONNECTOR	
PL	F 0.13	F 0.13	F 0.13	F 0.13	F 0.13	114-8067	
PL	F 0.13	F 0.13	F 0.13	F 0.13	F 0.13	WEIGHT	
PL	F 0.13	F 0.13	F 0.13	F 0.13	F 0.13	SEE DATE CODE DRAWING NO. 794153	
PL	F 0.13	F 0.13	F 0.13	F 0.13	F 0.13	RESTRICTED TO	
PL	F 0.13	F 0.13	F 0.13	F 0.13	F 0.13	CUSTOMER DRAWING	