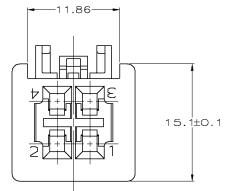
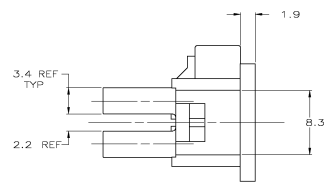
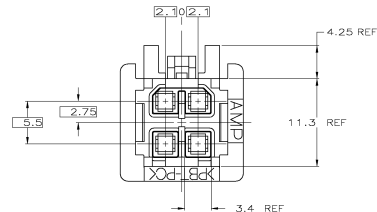
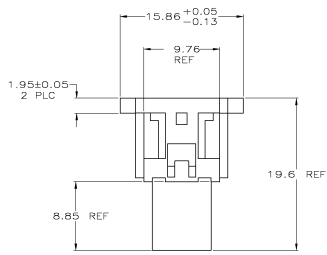


8	7	6	5	4	3	2	1
THIS DRAWING IS UNCLASSIFIED		RECLASSIFY FOR INFORMATION					
DATE: 03/20/2011		BY: JAW/AMC					

REV	DATE	DESCRIPTION	BY	APP
1				
2				
3				
4				
5				
6				
7				
8				
9				
10				
11				
12				
13				
14				
15				
16				
17				
18				
19				
20				
21				
22				
23				
24				
25				
26				
27				
28				
29				
30				
31				
32				
33				
34				
35				
36				
37				
38				
39				
40				
41				
42				
43				
44				
45				
46				
47				
48				
49				
50				
51				
52				
53				
54				
55				
56				
57				
58				
59				
60				
61				
62				
63				
64				
65				
66				
67				
68				
69				
70				
71				
72				
73				
74				
75				
76				
77				
78				
79				
80				
81				
82				
83				
84				
85				
86				
87				
88				
89				
90				
91				
92				
93				
94				
95				
96				
97				
98				
99				
100				

1. FOR USE WITH AMP-DUAC\* SOCKET CONTACTS (EX: 794138-2, 794139-2, 794140-2, 794416-1, 794417-1, 794418-1) TERMINAL MUST BE INSERTED INTO RECEPTACLE HOUSING SO THAT THE TOP OF THE WIRE AND INSULATION CRIMPS FACE THE INTERIOR OF THE HOUSING.
2. FOR SECONDARY LOCKING OF SOCKET CONTACTS, USE POSITION LOCK 794145-2 (1 REQUIRED).
3. RECEPTACLE HOUSING AND POSITION LOCK AVAILABLE AS BULK KIT, P/N 794318-1.
4. MATES WITH AMP-DUAC/PL\* 4 CIRCUIT HEADERS, RIGHT ANGLE (EX: 794172-2).
5. REQUIRES LATCH ASSEMBLY 794150-1 (STANDARD) OR 794149-1 (EXTENDED).
6. KEYING PLUG: 794144-1.



METRIC

THIS DRAWING IS A CONTROLLED DOCUMENT.		DATE: 12 AUG 94	REV: 11 AUG 94	794152-1	PART NUMBER
DRAWN BY: JAW/AMC		DATE: 11 AUG 94	REV: 11 AUG 94	794152-1	794152-1
CHECKED BY: JAW/AMC		DATE: 11 AUG 94	REV: 11 AUG 94	794152-1	794152-1
APPROVED BY: JAW/AMC		DATE: 11 AUG 94	REV: 11 AUG 94	794152-1	794152-1
MATERIAL: U.S. MIL-SPEC. NATURAL.		FINISH: NONE	WEIGHT: 114-8067	100779	794152
CUSTOMER DRAWING		DATE: 11 AUG 94	REV: 11 AUG 94	794152-1	794152-1