

REV BL

DIMENSIONS ARE IN INCHES		UNLESS OTHERWISE NOTED		TOLERANCES ARE:		TITLE: .050 X .050	DWG NO:
ONE PLACE DECIMALS ±.1 [3]	THREE PLACE DECIMALS ±.005 [.13]	ANGLES			± 2°	CUTTABLE SOCKET STRIP	SFMC-1XX-XX-XX-D-XX
TWO PLACE DECIMALS ±.01 [.3]	FOUR PLACE DECIMALS ±.0020 [.051]					DOUBLE ROW ASSEMBLY	SHEET 2 OF 2

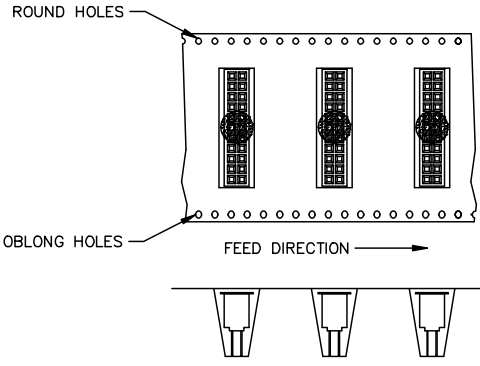


FIG. 3
-TR TAPE AND REEL THROUGH HOLE
SCALE: .5x

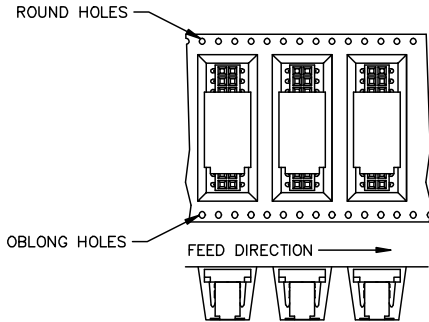
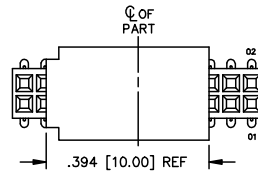
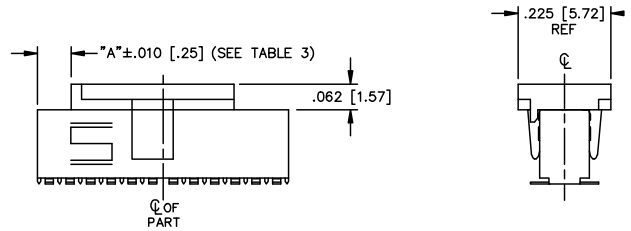


FIG. 4
-TR TAPE AND REEL SURFACE MOUNT
SCALE: .5x

TABLE 3	
POS	"A"
ODD	{(No OF POS x .050 [1.27]) / 2} - .1895 [4.813]
EVEN	{(No OF POS x .050 [1.27]) / 2} - .2145 [5.448]



5 POSITION MINIMUM
FIGURE 3
-P OPTION
(PAD TO BE POSITIONED AS SHOWN)



PROPRIETARY NOTE
THIS DOCUMENT CONTAINS INFORMATION CONFIDENTIAL AND PROPRIETARY TO SAMTEC INC. AND SHALL NOT BE REPRODUCED OR TRANSMITTED, IN ANY FORM OR BY ANY MEANS, WITHOUT THE EXPRESS WRITTEN CONSENT OF SAMTEC INC.

EXISPROD\ASSEMBLY\050 SFCASM2

samtec

520 PARK EAST BLVD. NEW ALBANY, INDIANA 47150
PHONE (812) 944-6733 P.O. BOX 1147
CODE 55322

MADE BY: BRATCHER 10-5-94

SFMC-1XX-XX-XX-D-XX
SHEET 2 OF 2