





(1,27mm) .050"

SFMC SERIES



SFMC-117-T1-L-D

SFMC-125-T2-L-D-P



SFMC-112-03-L-D



SFMC-105-T2-L-D

# FLEXIBLE PIN COUNT TIGER EYE™ SOCKETS

## SPECIFICATIONS

For complete specifications and recommended PCB layouts see [www.samtec.com?SFMC](http://www.samtec.com?SFMC)

### Insulator Material:

Black Liquid Crystal Polymer



### Contact Material:

Tiger Eye™ = BeCu  
Tiger Eye™ LITE = Phosphor Bronze



### Plating:

Au or Sn over

50µ" (1,27µm) Ni

### Current Rating:

2A @ 80°C ambient

### Operating Temp Range:

-55°C to +125°C

### Contact Resistance:

15 mΩ max

### Insertion Depth:

(3,05mm) .120" to

(4,06mm) .160"

### Insertion Force:

(Single contact only)

Standard= 2.5oz (0,69N) avg.

LITE= 2.0oz (0,56N) avg.

LIF= 1.5oz (0,42N) avg.

### Normal Force:

Standard= 132g (1,29N) avg.

LIF= 90g (0,88N) avg.

### Withdrawal Force:

(Single contact only)

Standard= 2.0oz (0,56N) avg.

LITE= 1.5oz (0,42N) avg.

LIF= 1.5oz (0,42N) avg.

### Max Cycles:

10,000 with 30µ" (0,76µm) Au

### RoHS Compliant:

Yes

### Processing:

#### Lead-Free Solderable:

Yes

#### SMT Lead Coplanarity:

(0,10mm) .004" max (02-26)

(0,15mm) .006" max (27-50)


### Mates with:

TFM, FTSH(LIF), FW(LIF), TFMDL, FMTP, FFMD



High reliability Tiger Eye™ contacts

Any number of positions from 2 through 50



Slotted SMT tails

Available with optional Pick & Place Pads

<b>SFMC</b>	<b>1</b>	<b>NO. PINS PER ROW</b>	<b>LEAD STYLE</b>	<b>PLATING OPTION</b>	<b>D</b>	<b>OPTION</b>									
		<b>02 thru 50</b>	<p><b>-01, -03</b> = Through-hole</p> <p><b>-L1, -L3</b> = Low Insertion Force Through-hole</p> <p><b>-02</b> = Surface Mount</p> <p><b>-L2</b> = Low Insertion Force Surface Mount</p> <p><b>-T1</b> = Through-hole Tiger Eye™ LITE</p> <p><b>-T2</b> = Surface Mount Tiger Eye™ LITE</p>	<p><b>-L</b> = 10µ" (0,25µm) Gold on contact, Matte Tin on tail</p>		<p><b>-K</b> = (4,00mm) .157 DIA Polyimide film Pick &amp; Place Pad (4 positions minimum)</p> <p><b>-P</b> = Plastic Pick &amp; Place Pad (5 positions minimum)</p> <p><b>-TR</b> = Tape &amp; Reel</p>									
<table border="1"> <thead> <tr> <th>LEAD STYLE</th> <th>A</th> <th>B</th> </tr> </thead> <tbody> <tr> <td>-01, -L1, -T1</td> <td>(3,05) .120</td> <td>(0,51) .020</td> </tr> <tr> <td>-03, -L3</td> <td>(1,91) .075</td> <td>(0,41) .016</td> </tr> </tbody> </table>			LEAD STYLE	A	B	-01, -L1, -T1	(3,05) .120	(0,51) .020	-03, -L3	(1,91) .075	(0,41) .016				
LEAD STYLE	A	B													
-01, -L1, -T1	(3,05) .120	(0,51) .020													
-03, -L3	(1,91) .075	(0,41) .016													

Note: Other Gold plating options available. Contact Samtec.

Note: Some sizes, styles and options are non-standard, non-returnable.

Due to technical progress, all designs, specifications and components are subject to change without notice.

[WWW.SAMTEC.COM](http://WWW.SAMTEC.COM)