THIS DRAWING IS UNPUBLISHED. RELEASED FOR PUBLICATION -.-.-
© COPYRIGHT - - BY TYCO ELECTRONICS CORPORATION. ALL RIGHTS RESERVED.

LOC	DIST
—	—

REVISIONS

P	LTR	DESCRIPTION	DATE	DRN	APVD
	R	REV PER ECO-07-004569	08MAR07	PY	ND

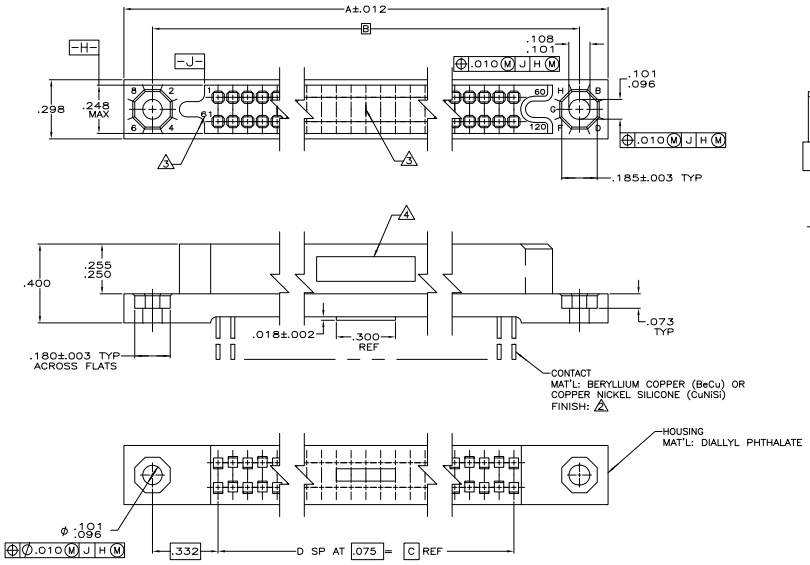

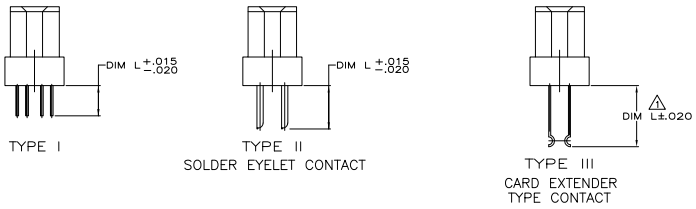

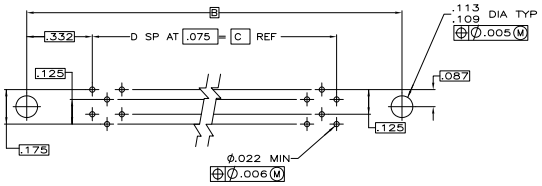

RECOMMENDED P.C. BOARD LAYOUT
FOR TYPE I ASSEMBLIES ONLY

OBSOLETE	.315	I I I	1 – 60 61 – 120	59	4.425	5.090	5.380	583452–4 △1	120	1–583247–6
	.235	I	1 – 90 91 – 180	89	6.675	7.340	7.630	202946–2	180	1–583247–5
OBSOLETE	.156	I	1 – 80 81 – 160	79	5.925	6.590	6.880	202946–1	160	1–583247–4
OBSOLETE	.220	I I	1 – 60 61 – 120	59	4.425	5.090	5.380	583218–1	120	1–583247–3
OBSOLETE	.235	I	1 – 60 61 – 120	59	4.425	5.090	5.380	202946–2	120	1–583247–2
OBSOLETE	.220	I I	1 – 80 81 – 160	79	5.925	6.590	6.880	583218–1	160	1–583247–1
OBSOLETE	.315	I I I	1 – 60 61 – 120	59	4.425	5.090	5.380	583452–4 △1	120	1–583247–0
OBSOLETE	.315	I I I	1 – 80 81 – 160	79	5.925	6.590	6.880	583452–4 △1	160	583247–9
OBSOLETE	.315	I I I	1 – 90 91 – 180	89	6.675	7.340	7.630	583452–4 △1	180	583247–8
OBSOLETE	.315	I I I	1 – 75 76 – 150	74	5.550	6.215	6.505	583452–4 △1	150	583247–7
OBSOLETE	.220	I I	1 – 75 76 – 150	74	5.550	6.215	6.505	583218–1	150	583247–6
OBSOLETE	.220	I I	1 – 90 91 – 180	89	6.675	7.340	7.630	583218–1	180	583247–5
OBSOLETE	.220	I I	1 – 60 61 – 120	59	4.425	5.090	5.380	583218–1	120	583247–4
OBSOLETE	.156	I	1 – 75 76 – 150	74	5.550	6.215	6.505	202946–1	150	583247–3
OBSOLETE	.156	I	1 – 90 91 – 180	89	6.675	7.340	7.630	202946–1	180	583247–2
OBSOLETE	.156	I	1 – 60 61 – 120	59	4.425	5.090	5.380	202946–1	120	583247–1
	DIM L	TYPE	CAVITY IDENT	DIM D	DIM C	DIM B	DIM A	LOOSE PIECE CONTACT NO.	NO OF POSN	ASSEMBLY NUMBER

△1 WHEN ORDERING LOOSE PIECE CONTACTS (583452–4) FOR TYPE III ASSEMBLIES, CONTACTS HAVE A STRAIGHT POST. CUSTOMER MUST FORM AS SHOWN.

△2 CONTACT FINISH: GOLD OVER NICKEL IN CONTACT AREA, TIN–LEAD IN TAIL AREA.

△3 NUMBERS (SEE CHART) AND LINES INDICATING EVERY 5 CAVITIES MOLDED OR MARKED ON THIS SURFACE.

△4 AMP,DATE CODE AND AMP PART NO. MARKED IN THIS AREA.

THIS DRAWING IS A CONTROLLED DOCUMENT.

DIMENSIONS: INCHES

TOLERANCE UNLESS OTHERWISE SPECIFIED: 0 PLC ± – ; 1 PLC ± – ; 2 PLC ± – ; 3 PLC ± .005 ; 4 PLC ± – ; ANGLES ± –

MATERIAL –

FINISH –

DR	C.C. THOMAS	12-5-96
CK	D. MILLER	1-28-97
APVD	D. MILLER	1-28-97
PRODUCT SPEC	–	
APPLICATION SPEC	–	
WEIGHT	–	

Tyco Electronics Corporation
Harrisburg, PA 17105–3608

NAME: RCPT ASSY, BOX, 750 SERIES – –

SIZE	CAGE CODE	DRAWING NO	RESTRICTED TO
A1	00779	C-583247	—

CUSTOMER DRAWING | SCALE 4:1 | SHEET 1 OF 1 | REV R

AMP 4805 REV 31MAR2000

Downloaded from Elcodis.com electronic components distributor