

4

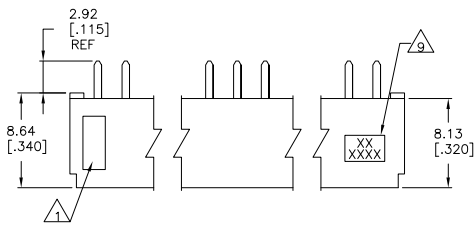
3

2

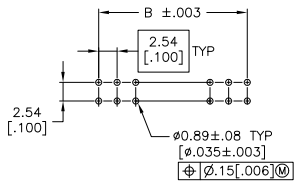
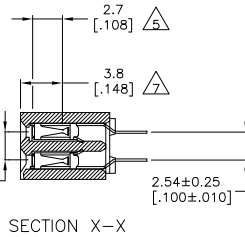
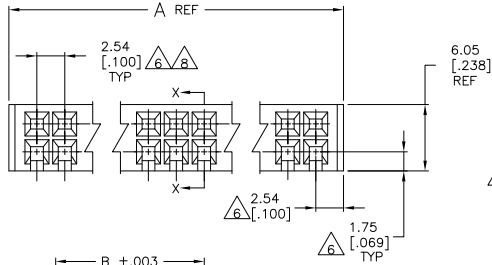
1

THIS DRAWING IS UNPUBLISHED. RELEASED FOR PUBLICATION  
 © COPYRIGHT BY TYCO ELECTRONICS CORPORATION. ALL RIGHTS RESERVED.

LOC	DIST	REVISIONS			
F	LTR	DESCRIPTION	DATE	BY	APPD
F	EC	063C 0104 05		OBMAROS	BSV JRO



- △ TYCO LOGO AND CSA LOGO ARE MOLDED INTO THE HOUSING.
- △ HOUSING: FLAME RETARDANT GLASS FILLED POLYESTER, COLOR-BLACK.
- △ CONTACT: PHOS. BRONZE
- △ DUPLEX PLATED: .000030 GOLD IN CONTACT AREA, .000150-.000300 BRIGHT TIN-LEAD ON SOLDER LEADS, ALL OVER .000050 MIN. NICKEL.
- △ POINT OF MEASUREMENT DIMENSION FOR PLATING THICKNESS (INSIDE CONTACT BEAMS).
- △ THESE DIMS. PERTAIN TO CAVITY &'S ONLY, NOT TO CONTACT LOCATIONS
- △ POINT OF CONTACT DIMENSION.
- △ TOLERANCE IS NON-CUMULATIVE.
- △ DATE CODE AND PART NUMBER ARE MARKED IN APPROXIMATE LOCATION SHOWN.
- △ DUPLEX PLATED: .000030 GOLD IN CONTACT AREA, .000150-.000300 MATTE TIN ON SOLDER LEADS, ALL OVER .000050 MIN. NICKEL.
- △ ROHS 2002/95/EC COMPLIANT.



RECOMMENDED P.C. BOARD LAYOUT

△	106.68 [4.200]	111.76 [4.400]	86	5-535966-1 △
△	106.68 [4.200]	111.76 [4.400]	86	535966-1
FINISH	B	A	NO. OF POSH	PART NUMBER

THIS DRAWING IS A CONTROLLED DOCUMENT.		DATE HELM 26APR90		Tyco Electronics Corporation	
DIMENSIONS: mm [INCHES]		DRG. NO. 08MAY90		Harrisburg, Pa 17105-3608	
TO MANUFACTURE TO THESE DIMENSIONS:		PART NO. 08MAY90		RCPT ASSY,MOD ILVERT MOUNT .100 X .100	
0 PLC ±		NAME: RYON FELIX		SHORT-POINT OF CONTACT	
1 PLC ±		PRODUCT SPEC:		SIZE: A2	
2 PLC ±		APPLICATION SPEC:		CAGE CODE: 00779	
3 PLC ±		WEIGHT:		DRAWING NO: C-535966	
4 PLC ±		FINISH:		RESTRICTED TO: -	
MATERIAL: 2 3		CUSTOMER DRAWING		SCALE: 4:1	
FINISH: 4 10				SHEET 1 OF 1	
				REV F	

AMP 1471-9 REV 31MAR2000

535966

A